

# *Age-Friendly* **Bellbrook**



## Findings Report 2023



City of Bellbrook, Ohio

April 2023

The AARP Network of Age-Friendly Communities

## Contents

Page	Section Title
3	Summary
4	Letter of Commitment
5	Community Profile
6-7	Report Summary
8	Age-Friendly Bellbrook
9-10	The Eight Domains
11	Process and Public Engagement
12-17	Findings
18	Financial Investment

## Summary

The population of the United States is rapidly aging. By 2030, one of every five people in the United States will be 65 years of age or older and by 2035, the number of adults older than 65 will be greater than the number of children under 18. Baby Boomers, the second largest generation in history, are at or nearing retirement age. This number of adults at or over 65 will continue to grow increasingly faster over the next decade. With this substantial jump comes many challenges for communities. However, many opportunities arise as well.

Age-Friendly Bellbrook is a planning and implementation initiative designed to identify the needs of older adults and take steps necessary to create the most livable community for all. Age-Friendly Bellbrook will not only improve the quality of life for its current residents but also welcome new citizens to experience the “*Small Town Friendly*” nature of the community.

Managing these challenges for an Age-Friendly Bellbrook will require an “out-of-the-box” approach. Two examples of the challenges faced in Bellbrook are accessibility/walkability and aging in place. The aging residents of Bellbrook are very active and desire the ability to move about downtown swiftly and safely. Also, unsurprisingly, the vast majority of aging residents wish to stay in their home for as long as possible. The City of Bellbrook has begun setting the wheels in motion to address these challenges.

Improving the age-friendliness of our community is a major opportunity to improve the lives of our residents. While this project is primarily focused on aging adults, it is important to recognize this project will improve the quality of life for all ages.

Rob Schommer  
City Manager  
City of Bellbrook

# RECORD OF RESOLUTIONS

Resolution No. 2020-E

February 24, 2020

## City of Bellbrook

### Resolution No. 2020-E

#### **A Resolution to Seek Membership in the AARP Network of Age-Friendly Communities.**

WHEREAS, the health and safety of residents of all ages is of highest concern to the citizens of Bellbrook; and

WHEREAS, as the U.S. population ages and people stay healthy and active longer, communities must adapt; and

WHEREAS, planning processes including community revitalization and economic development plans should include the needs of all people regardless of age, income, physical ability, race, and other factors of older adults; and

WHEREAS, community decisions on land-use, housing and transportation should be consistent with the comprehensive plan that has been developed with public input; and

WHEREAS, members of the AARP Network of Age-Friendly Communities become part of a global network of communities that are committed to giving their older residents the opportunity to live rewarding, productive and safe lives; and


WHEREAS, membership in the Network of Age-Friendly Communities includes access to financial assistance and technical expertise; and

NOW, THEREFORE, BE IT RESOLVED

#### **Now, Therefore, the City of Bellbrook Hereby Resolves:**

Section 1. That in order to ensure The City of Bellbrook is a well-designed, livable community that promotes health and sustained economic growth for residents of all ages, the City of Bellbrook supports the planning process and requests participation in the Network of Age-Friendly Communities.

Section 2. That this resolution shall take effect and be in force forthwith.

  
\_\_\_\_\_  
Michael W. Schweller, Mayor  
\_\_\_\_\_  
Pamela Timmons, Clerk of Council

## Community Profile

Total Population of Bellbrook	7,328
Population of Persons over 65	1,180 (16.1%)

The overall population of Bellbrook is approximately 7,328. The population of persons over the age of 65 is approximately 1,180 or 16.1 % of the total population. The number of people over the age of 65 is expected to increase very rapidly over the next decade. With this in mind, the necessity to plan and implement projects and programs to become more age-friendly has become evident. As stated earlier, the aging population of Bellbrook is very active, making walkability, parks, and the ability to age in place project priorities.



# Report Summary

## **The Core**

Currently, one in six residents of Bellbrook are 65 years or older. This number is anticipated to grow rapidly over the next decade.

## **The Action**

The aging population will require our community to adapt. In 2020, Bellbrook was recognized by AARP for its commitment to developing comprehensive age-friendly policies. This project is referred to as Age-Friendly Bellbrook.

## **The Process**

Age-Friendly Bellbrook is led by the Bellbrook City Council and City staff, partnered with AARP.

The aging population of Bellbrook was engaged through online and paper surveys, as well as focus groups. Public participation was open for two months. Two focus groups were held, facilitated by city staff. Unfortunately, attendance was less than expected for the focus groups. Staff reviewed the survey questions at the focus groups, but allowed the attendees to have honest discussions about the wants and needs of the aging community.

## **Key Findings**

Housing and activities are the most prominent issues within Bellbrook.

### 1. Housing Concerns

- A shortage of affordable housing options for lower- and middle-income older adults exists.
- The ability to age in place was overwhelmingly important.

## Report Summary Cont.

- 91% of older adults stated it was very important to remain in Bellbrook.
- In correlation, the same 91% of older adults felt it was very important to be able to age within the home.

### 2. Walkability

- 60% of older adults stated sidewalks can be uneven and unsafe.
- 50% stated they had limited sidewalks within their neighborhood.
- 54% stated streets and walks needed to be more well-lit.

### 3. Programming/Entertainment

- 63% of responses stated they would like more access to programs and activities geared toward older adults.
- 72% stated they wanted access to a variety of activities.
- 81% stated they wanted more fitness-related activities.



# Age-Friendly Bellbrook

## Introduction

One in six residents of Bellbrook are age 65 or older. As the population continues to age, and people remain healthy and active longer, Bellbrook has to adapt. Well-planned, livable communities promote health and economic growth. An age-friendly Bellbrook makes for happier and healthier residents of all ages.

## Frequently Asked Questions

### **1. What is the Network of Age-Friendly States and Communities?**

The Network of Age-Friendly States and Communities is a collection of over 300 towns, cities, counties, and states in the United States that have made the commitment to become age-friendly. Membership in the network does not mean that a community is age-friendly, but rather the community's elected leadership has made a commitment to actively work toward making their community a great place for people of all ages.

In 2020, Bellbrook became a member of the Network of Age-Friendly States and Communities.

### **2. What does Age-Friendly Bellbrook involve?**

Age-Friendly Bellbrook is a community driven effort. Thanks to input from the community and City Council, several projects are fully planned or in the planning process for advancements in age-friendly improvements and activities.



## The Plan: The Eight Domains

*The World Health Organization and AARP have identified eight domains to focus on when evaluating the age-friendliness of a community. All survey questions were developed around these domains.*

### 1. Outdoor Spaces and Buildings

People need public places to gather, indoors and out. Green spaces, seating and accessible buildings can be used and enjoyed by people of all ages. Outdoor spaces are a focus of Age-Friendly Bellbrook.

### 2. Transportation

Driving shouldn't be the only way to get around. Pedestrians require sidewalks and crossable streets. Public transit options can range from large to small scale. Bike lanes benefit all modes of transportation. Age-Friendly Bellbrook will focus on safer pedestrian modes of transportation.

### 3. Housing

AARP surveys consistently find that the vast majority of older adults want to reside in their current home or community for as long possible. Doing so is possible if a home is designed or modified for aging in place, or a community has housing options that are suitable for different incomes, and stages of life. Age-Friendly has taken action regarding housing. Code changes have been proposed for Accessory Dwelling Units, ADU's and other accessibility issues.

### 4. Social Participation

Various activities and groups are available through the Bellbrook Senior Center and Bellbrook-Sugarcreek Park District.

### 5. Respect and Social Inclusion

Everyone wants to feel valued. Multigenerational activities are a great way for young and older people to learn from one another.

## The Plan: The Eight Domains cont.

### **6. Work and Civic Participation**

An age-friendly community encourages older adults to be actively engaged in community life and has opportunities for residents to work or volunteer.

### **7. Communication and Information**

Communication and information is easily accessible for all ages. The City has various ways of distributing information and public announcements. Bellbrook has accessibility to public computers at the Winters Library.

### **8. Community and Health Services**

A wide range of health care facilities are available throughout the community, including a hospital. Residents also have access to healthcare education opportunities.

# Process and Public Engagement

## Introduction

This findings report relied on public engagement through the use of a survey, both on-line and paper and two focus groups. More than 100 Bellbrook residents participated in the survey and focus groups.

Survey Participants: 93

Focus Group Attendees: 8

## Timeline

The City of Bellbrook began its journey to becoming an age-friendly community in 2020 when it officially became a member. The timeline for this journey is:

2023 – Assessment

Existing needs and data compiled from the surveys are put into the findings report.

2023 – Planning

Based on the findings of the surveys, priority projects are developed. Considering current funding and abilities, those priority projects are further prioritized. These fall into an action plan spanning two years.

2024-2025 – Implementation

Stakeholders execute the projects on the action plan. Changes will be made to the action plan periodically.

2025 – Evaluation

Progress and projects are evaluated.

# Outdoor Spaces and Buildings

## **Introduction**

The aging population require a high standard of accessible design, particularly the design of sidewalks, crosswalks, building entrances, restrooms, and parks. These advanced designs create a safer and more enjoyable environment for all ages.

## **Issues**

### 1. Walkability

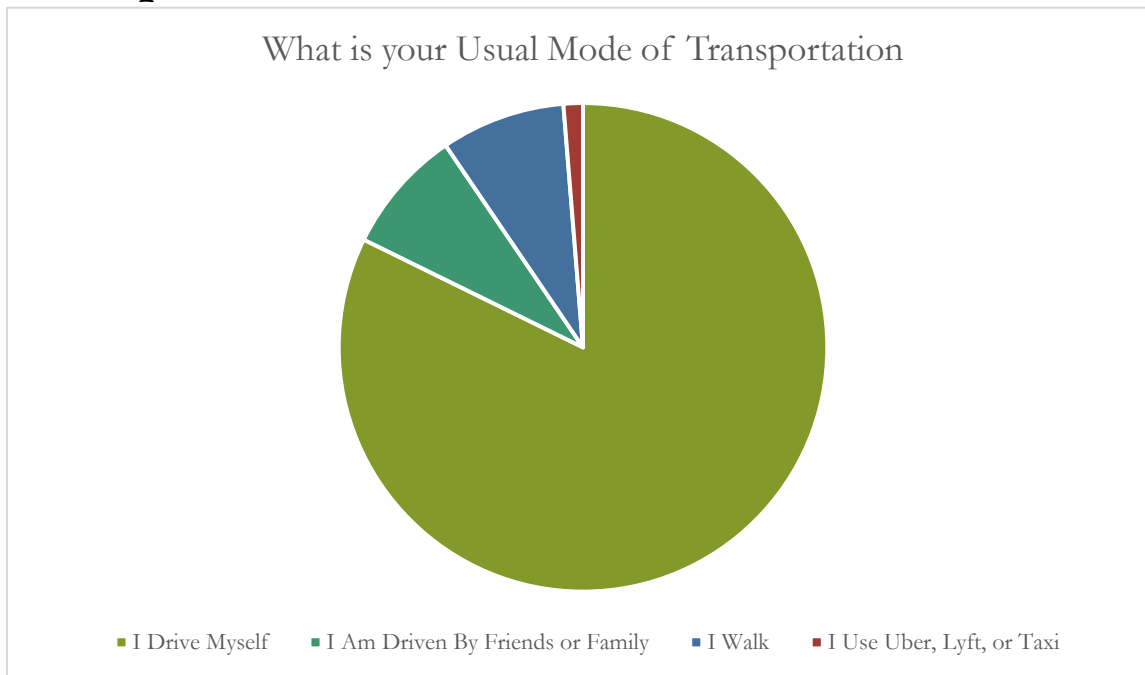
60% of survey respondents stated Bellbrook has uneven or unsafe sidewalks. This issue holds true in Bellbrook's downtown and in several residential neighborhoods. Some sidewalks downtown are quite narrow and directly adjacent to the street. Also, all of the residential neighborhoods constructed prior to 1970 were built without sidewalks, making the walkability of the neighborhoods difficult.

In order to be compliant with ADA requirements, some sidewalks must be widened, and ramps and tread mats must be added. The City has taken steps to address these issues in a Downtown Revitalization Project scheduled to begin in the summer of 2023.

### 2. Public Restrooms

30% of respondents stated Bellbrook did not have access to public restrooms. This is an issue that will require significant planning to address.

## Transportation



### Introduction

Transportation is on the most pressing issues facing most communities' aging populations. As residents age and surrender the ability to drive, the reliance of other forms of transportation becomes necessary. However, residents of Bellbrook overwhelmingly buck this trend.

77% of survey responses stated, "I drive myself", while only 7% of respondents used some sort of public transportation.

This speaks to the overall independence of the aging population of Bellbrook.

# Housing

## Introduction

The aging population want to remain in their home as long as possible. Older adults in Bellbrook are not different. 90% of surveys stated it was very important to be able to remain in their home. The community and their home are a source of comfort and stability. However, aging in place can be a challenge. Some residents may be forced to leave their home due to inaccessibility, financial hardships, or the need for assisted care. A wide range of housing options is a necessity for a strong, age-friendly community.

## Issues

### 1. Assisted Care

Bellbrook does not have an assisted care or nursing facility. The lack of this type of facility can force long-time Bellbrook residents to leave the community. From a development perspective, this is a top priority of recruitment.

### 2. Affordable Independent Living

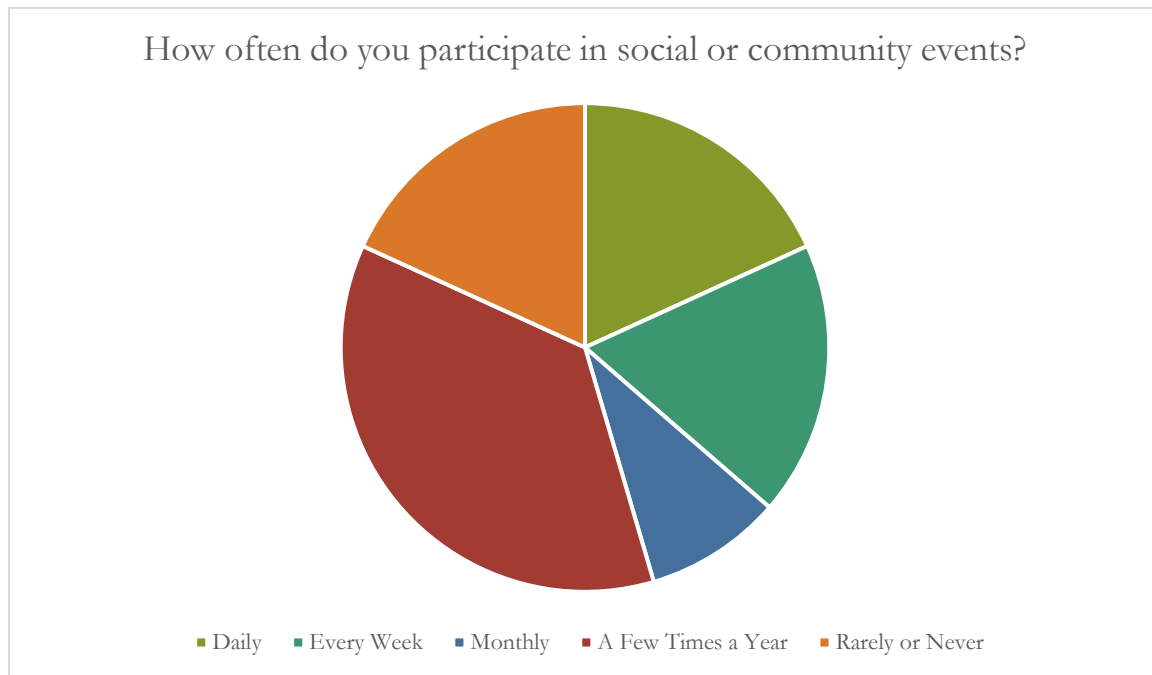
The average price of a single-family home in Bellbrook is \$387,000, up 64.7% from 2022. As older adults move toward retirement and a more fixed income, this can be a huge challenge. Much like assisted care, affordable single-family and multi-family housing options are a top priority for recruitment.



## Social and Civic Participation

### Social Participation

55% of older adults in Bellbrook stated they participate in social or community activities only a few times per year or less. This lack of participation or opportunity to participate can lead to feelings of isolation, loneliness, and other mental health issues.

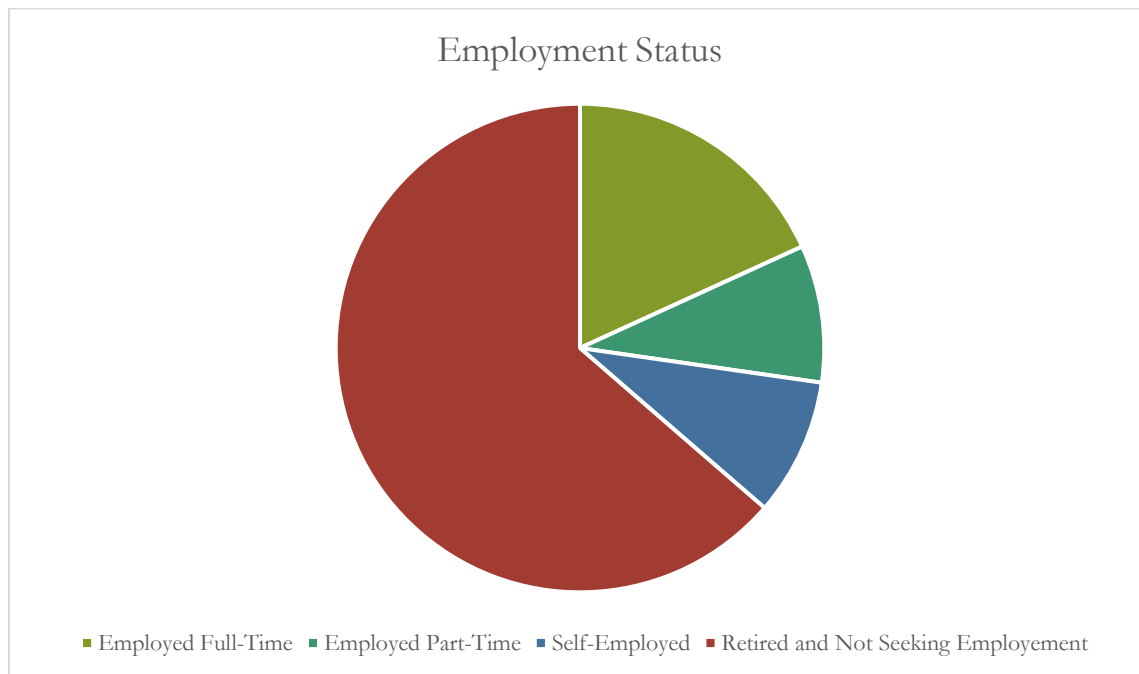


To help ease the feelings of isolation, Age-Friendly Bellbrook will work toward partnerships with the Bellbrook Senior Center and Bellbrook Resource Center to bring more older adults together. Programming is also being planned to connect older adults with young members of the community in a mentoring style engagement.

## Social and Civic Participation

### Civic Participation

More older adults are working longer and postponing retirement. 37% of responses stated they are employed. Most of those same respondents stated they are working because they are able and want to, not out of necessity. 63% of respondents stated they are retired and are not looking to go back into the workforce. For the respondents that are seeking new employment opportunities, 40% stated the available opportunities did not match their skillset, and 40% stated they have not been hired because of their age.

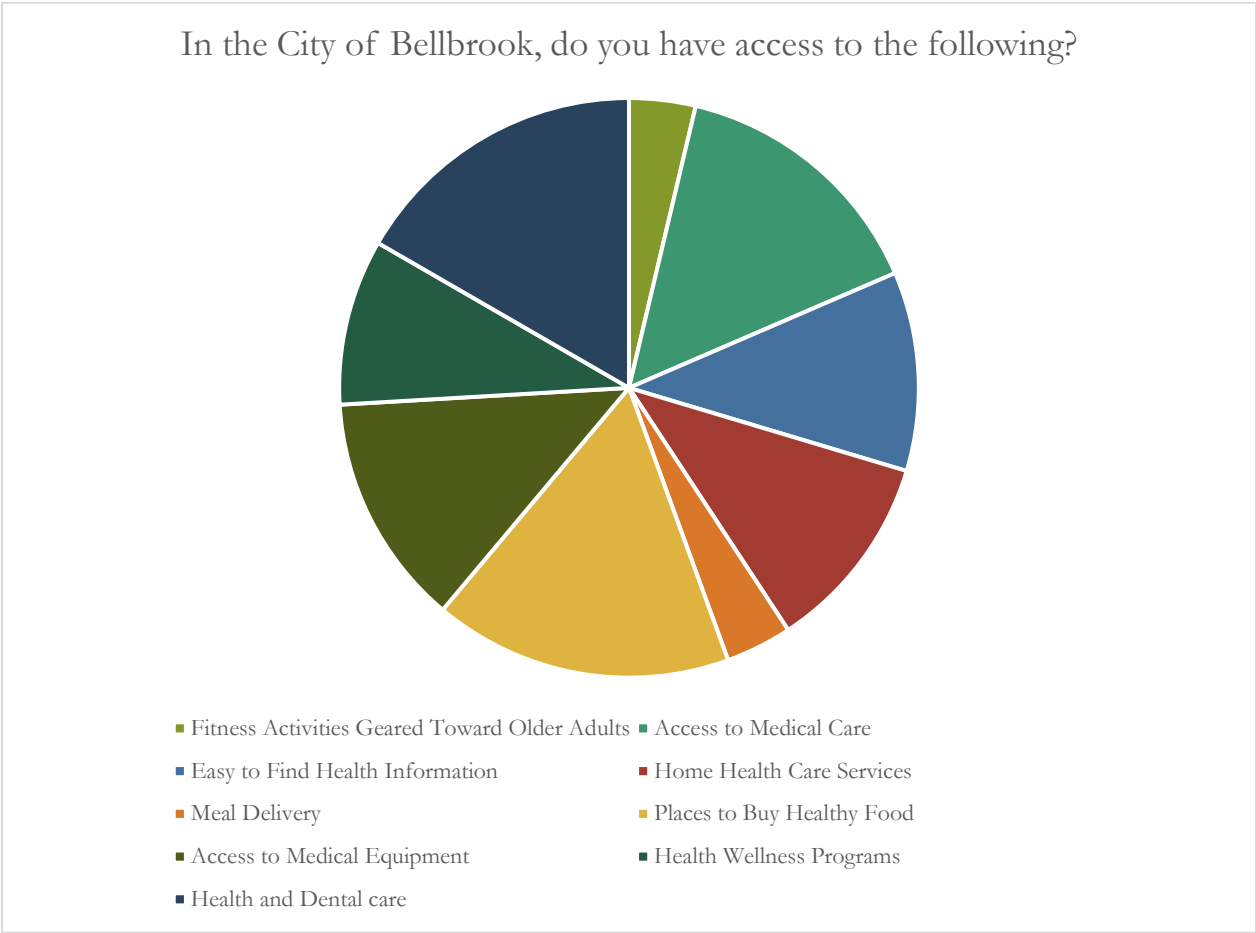




# Community and Health Services

## Introduction

Fortunately for older residents of Bellbrook, health services are readily available throughout the community. Almost 72% of respondents stated they had access to the medical services they needed. More than 50% stated they had access to the home care they needed. Also, 81% of respondents stated they had access to vision and dental care.



*The chart above represents all respondents that answered yes to the survey questions.*

## Financial Investment

<b>Grant</b>	<b>\$10,000</b>
<b>Local Contribution</b>	<b>\$2,000</b>
<b>Consultation, Survey Development Services (ZenCity)</b>	<b>\$7,000</b>
<b>Implementation Tools and Analysis</b>	<b>\$5,000</b>
<b>Total Expenditure to-date</b>	<b>\$12,000</b>

Year of Birth: \_\_\_\_\_

5-digit Zip Code: \_\_\_\_\_

### TRANSPORTATION

What is your **usual** way of running errands, getting to medical appointments, or attending events?

- |  |  |
|--|--|
| <input type="checkbox"/> I drive myself.                   | <input type="checkbox"/> I use Uber and/or Lyft.                       |
| <input type="checkbox"/> I am driven by friends or family. | <input type="checkbox"/> I use a taxi or similar service for hire.     |
| <input type="checkbox"/> I take a GREENE CATS bus.         | <input type="checkbox"/> I ride my bike.                               |
| <input type="checkbox"/> I walk.                           | <input type="checkbox"/> I don't go out for these types of activities. |

Do you face any of the barriers listed below when traveling to an appointment, event, or community location? (*Select all that apply*)

- |   |  |
|---|--|
| <input type="checkbox"/> I have no problems getting around.                         | <input type="checkbox"/> GREENE CATS buses are difficult to use and/or unreliable.     |
| <input type="checkbox"/> I can't afford a car or car maintenance.                   | <input type="checkbox"/> I have difficulties with parking.                             |
| <input type="checkbox"/> I do not drive.  | <input type="checkbox"/> I have problems using GREENE CATS.                            |
| <input type="checkbox"/> I can't afford public transportation.                      | <input type="checkbox"/> I don't feel safe walking.                                    |
| <input type="checkbox"/> I don't have others who are able or willing to take me.    | <input type="checkbox"/> I have difficulties with walking.                             |
| <input type="checkbox"/> There is no GREENE CATS bus to take me where I need to go. | <input type="checkbox"/> Parking issues prevent me from getting to where I need to go. |

<i><b>In the City of Bellbrook, do you have access to the following?</b></i>	Yes	No	Not Sure
Reliable public transportation			
Convenient public transportation			
Special transportation for seniors or individuals with disabilities			
Well-maintained streets			
Easy-to-read traffic signs			
Bike lanes			

### HOUSING

How important is it to you to be able to remain in the **City of Bellbrook** as you age?

- ☐ very important    ☐ somewhat important    ☐ not that important    ☐ not at all important

How important is it to you to be able to remain in your **home** as you age?

- ☐ very important    ☐ somewhat important    ☐ not that important    ☐ not at all important

<b><i>Do you agree with the following statements?</i></b>	Yes	No	Not Sure
I am able to afford my current housing.			
I live near the amenities (shopping, medical facilities, restaurants, parks, etc.) that I need and want.			
I am able to maintain the inside of my home.			
I am able to maintain the outside of my home (lawn/snow removal, etc.).			
I have made, or plan to make, modifications to my home to make it safer as I age (e.g. grab bars, ramps, widening doors, installing emergency alert system).			
I am able to afford my utilities.			
I feel safe in my home.			
I am fearful that I will be the victim of crime in my neighborhood.			
I have working smoke detectors in my home.			
In the case of an emergency evacuation, I know what to do and am prepared.			
I plan to leave my home to my family.			

Have you fallen in the past year?	Yes	No	I don't know
Do you feel unsteady when standing or walking?	Yes	No	I don't know
Do you worry about falling?	Yes	No	I don't know

<b><i>In the City of Bellbrook, do you have access to the following?</i></b>	Yes	No	Not Sure
Affordable home repair contractors who are trustworthy and do quality work			
Seasonal services, such as lawn work or snow removal, which are affordable			
Affordable housing options (such as active adult communities, assisted living, and communities with shared facilities and outdoor spaces)			
Homes that are equipped with features such as no-step entry, wider doorways, first floor bedroom and bath, grab bars in bathrooms			

## OUTDOOR SPACES AND BUILDINGS

Do you experience any of the barriers listed below when spending time outdoors or in public places (stores, parks, public buildings, etc.)? *(Select all that apply)*

- |   |  |
|---|--|
| <input type="checkbox"/> sidewalks are too narrow                         | <input type="checkbox"/> there are no public restrooms or the restrooms are not accessible to me |
| <input type="checkbox"/> sidewalks are uneven or unsafe                   | <input type="checkbox"/> there is often nowhere to sit and rest                                  |
| <input type="checkbox"/> there are limited sidewalks where I want to walk | <input type="checkbox"/> there aren't enough shaded areas  |
| <input type="checkbox"/> roads are too wide to cross safely               | <input type="checkbox"/> there isn't a place to get free drinking water                          |
| <input type="checkbox"/> There are no crosswalk signals                   |  |

<b><i>In the City of Bellbrook, do you have access to the following?</i></b>	<b>Yes</b>	<b>No</b>	<b>Not Sure</b>
Well-maintained and safe parks that are within walking distance of your home			
Well-maintained public buildings and facilities (e.g. library, senior center, settlement house) that are accessible to people of different physical abilities			
Neighborhood watch programs or civic associations			
Cross walks with pedestrian count down timers that allow enough time to cross			
Streets that are visually appealing (trees, flowers, benches, and public art that make the street a nice place to walk or ride a bike)			
Well-lit public streets and walkways			
Ramps to enter buildings or buildings with zero-step entry			
Sidewalks that are in good condition			

## COMMUNICATION AND INFORMATION

In general, are you able to find information on the services that you need?

- ☐ all of the time
 ☐ most of the time
 ☐ sometimes
 ☐ rarely or never

What do you use to identify and access community services? *(Select all that apply)*

- |   |  |
|---|--|
| <input type="checkbox"/> landline telephone                     | <input type="checkbox"/> radio ads                               |
| <input type="checkbox"/> mobile phone                           | <input type="checkbox"/> church or place of worship              |
| <input type="checkbox"/> internet (websites, email)             | <input type="checkbox"/> senior center or other community agency |
| <input type="checkbox"/> social media (Facebook, Twitter, etc.) | <input type="checkbox"/> word-of-mouth (friends, families, etc.) |
| <input type="checkbox"/> libraries                              | <input type="checkbox"/> flyers/bulletin boards                  |
| <input type="checkbox"/> TV ads                                 | <input type="checkbox"/> community newspapers                    |
| <input type="checkbox"/> mail                                   |  |

What is your experience when seeking help for health, financial, or housing issues? *(Select all that apply)*

- |  |  |
|--|--|
| <input type="checkbox"/> I know where to go or who to call.        | <input type="checkbox"/> Transportation is a barrier.                |
| <input type="checkbox"/> I can afford the help I need.             | <input type="checkbox"/> I don't qualify for services I need.        |
| <input type="checkbox"/> I can get help quickly.                   | <input type="checkbox"/> Language is a barrier.                      |
| <input type="checkbox"/> I can get someone to answer my questions. | <input type="checkbox"/> Service applications are often complicated. |

Do you have a case manager assigned to help you?      Yes      No      I don't know

<i><b>In the City of Bellbrook, do you have access to the following?</b></i>	<b>Yes</b>	<b>No</b>	<b>Not Sure</b>
Clearly displayed community information with large letters			
Free access to computers and the Internet in public places, like libraries or senior centers			
Community information that is available in my language			

Do you have access to the internet?

**Yes** (*complete a and b*)

**No**

a. Where do you use the Internet? (*Select all that apply*)

- |   |   |
|---|---|
| <input type="checkbox"/> at home        | <input type="checkbox"/> at a community/senior center |
| <input type="checkbox"/> at the library | <input type="checkbox"/> on my Smartphone or tablet   |

b. How often do you use the Internet?

- |   |   |
|---|---|
| <input type="checkbox"/> multiple times a day | <input type="checkbox"/> about once a week        |
| <input type="checkbox"/> once a day           | <input type="checkbox"/> monthly or hardly at all |
| <input type="checkbox"/> a few times a week   |   |

## CIVIC PARTICIPATION AND EMPLOYMENT

What is your employment status?

- |  |  |
|--|--|
| <input type="checkbox"/> employed full-time          | <input type="checkbox"/> retired and not looking for work    |
| <input type="checkbox"/> employed part-time          | <input type="checkbox"/> retired and seeking work            |
| <input type="checkbox"/> self-employed               | <input type="checkbox"/> unemployed, but seeking work        |
| <input type="checkbox"/> disabled and unable to work | <input type="checkbox"/> enrolled in a work training program |

If you are employed, what are your plans for retirement? (*Select all that apply*)

- |   |  |
|---|--|
| <input type="checkbox"/> I want to retire now, but need to keep working to get health benefits. | <input type="checkbox"/> For professional reasons/personal reward, I will work as long as I can. |
| <input type="checkbox"/> I want to retire now, but can't afford to.                             | <input type="checkbox"/> I plan to retire but plan or would like to start a new career.          |

When seeking employment, have you experienced any of the following? (*Select all that apply*)

- |  |   |
|--|---|
| <input type="checkbox"/> The jobs that are available don't match my skills/experience. | <input type="checkbox"/> Transportation is a barrier.   |
| <input type="checkbox"/> I am overqualified for available jobs.                        | <input type="checkbox"/> I have difficulty with application processes or online applications. |
| <input type="checkbox"/> I struggle with technology used in the workplace today.       | <input type="checkbox"/> Health issues make finding or keeping work a challenge.              |
| <input type="checkbox"/> Employers won't hire me because of my age.                    | <input type="checkbox"/> I need to be retrained to qualify for jobs.                          |
|  | <input type="checkbox"/> I don't know how to find available jobs.                             |

If you volunteer, how often?

☐ Daily   ☐ Weekly   ☐ Monthly   ☐ Occasionally or not that often   ☐ I do not volunteer

If you were interested in volunteering, do you feel confident that you could find a suitable place to do so?

**Yes                      No                      I'm not sure**

<b><i>In the City of Bellbrook, do you have access to the following?</i></b>	<b>Yes</b>	<b>No</b>	<b>Not Sure</b>
A range of volunteer options for individuals with different physical abilities and interests			
Opportunities for older adults to participate in decision-making bodies such as community councils or committees			
Easy to find information about local volunteer opportunities			
Transportation to/from volunteer activities for those who need it			
Opportunities to discuss issues that impact seniors in Bellbrook			
Job training or skill-building opportunities for older adults			
Jobs that are a good fit for my skills and abilities			
Places to find out about available jobs			
Professional networking opportunities for older adults			
Help with resume writing, online applications, interview practice, etc.			

### **RESPECT, INCLUSION, AND SOCIAL PARTICIPATION**

How often do you participate in social or community events?

☐ daily or multiple times per week      ☐ every week      ☐ a few times a year  
☐ about once a month      ☐ rarely or never

<b><i>In the City of Bellbrook, do you have access to the following?</i></b>	<b>Yes</b>	<b>No</b>	<b>Not Sure</b>
Conveniently located places for entertainment			
Programs and events specifically geared to older adults			
Programs and events that are affordable for older adults			
Programs and events that involve both younger and older people			
A variety of cultural activities for diverse populations			
Local schools that involve older adults in events and activities			

What would make you feel more connected to your community? *(Select all that apply)*

☐ I already feel connected to my community      ☐ visits or calls from community members  
☐ assistance with costs to attend social events (transportation, entry fee, etc.)      ☐ events or community activities at better times  
☐ a place to socialize

How often do you socialize with friends or family?

☐ daily      ☐ weekly      ☐ monthly      ☐ hardly ever      ☐ never

<b><i>Please indicate your agreement with the following statements:</i></b>	<b><i>Strongly Disagree</i></b>	<b><i>Disagree</i></b>	<b><i>Not Sure</i></b>	<b><i>Agree</i></b>	<b><i>Strongly Agree</i></b>
There are negative stereotypes about older adults.					
There are opportunities for community members from different generations to socialize together.					
I frequently feel disconnected from my community.					

## HEALTH AND COMMUNITY SERVICES

How would you rate your overall health?

☐ excellent
 ☐ very good
 ☐ good
 ☐ fair
 ☐ poor

Do you have a primary care physician? (*Circle one*)      Yes      No      I'm not sure

In the past year, could you pay for your medical bills?      Yes      No      Sometimes

In the past year, could you pay for your prescriptions?      Yes      No      Sometimes

In the past year, where have you received medical care? (Select all that apply)

☐ Primary Care Physician      ☐ Emergency Department      ☐ Specialist  
☐ Urgent Care      ☐ Hospital

If you needed to move due to health or mobility issues, do you feel confident that you could find a new home or living arrangement to meet your needs?      **Yes**      **No**      **I'm not sure**

Do you feel confident that you would be able to pay for long-term medical expenses or nursing home care, should you need it in the future?      **Yes**      **No**      **I'm not sure**

How do you plan to pay for long-term care expenses, such as caregivers or nursing home care, should you need it in the future? (*Please describe*)



How often do you engage in some form of physical exercise like walking, biking, sports, stretching?

- ☐ every day
- ☐ several times a week
- ☐ about once a week
- ☐ once or twice a month
- ☐ less than once a month
- ☐ rarely or never

<b><i>In the City of Bellbrook, do you have access to the following?</i></b>	Yes	No	Not Sure
Fitness activities specifically geared to older adults			
Conveniently located medical care			
Easy to find information on local health and supportive services			
Home care services including personal care and housekeeping			
Health care professionals who speak your language			
Respectful and helpful hospital, clinic, or doctor's office staff			
Places to call to get information about health, housing, and other services			
Meals or food delivered to your home			
Places to get healthy and affordable food			
Medical equipment (e.g. walker, wheelchair, hospital bed)			
Help paying bills when you need it			
Health and wellness programs and classes in areas such as nutrition, smoking cessation, and weight control			
Vision and/or dental care			

Are you a caregiver for a friend or loved one?                      Yes                      No                      I'm Not Sure

### SUMMARY

How would you rate the **City of Bellbrook** as a place for people to live as they age? (*Circle one*)

excellent                      good                      moderate                      poor                      very poor

How would you rate **your neighborhood** as a place for people to live as they age? (*Circle one*)

excellent                      good                      moderate                      poor                      very poor

**Below, please provide any final feedback on the survey or share your thoughts or ideas about how "age-friendly" Bellbrook is:**

What is your gender?

- ☐ male ☐ female ☐ other

What is your race or ethnicity?

- ☐ White/Caucasian  
☐ Hispanic or Latino  
☐ Black or African American  
☐ Native American or American Indian  
☐ Asian / Pacific Islander  
☐ other (*please name*)
- 

What is your main source of income? (*Select all that apply*)

- ☐ Social Security  
☐ wages from current employment  
☐ Supplemental Security Income (SSI)  
☐ Social Security Disability Insurance Program (SSDI)  
☐ retirement income – traditional pension  
☐ retirement income - 401(k)/ 403 (b)/ etc.  
☐ retirement income - state plan (OPERS, STERS, etc.)  
☐ other

What is the highest level of education you completed?

- ☐ Some high school, no diploma  
☐ High school diploma or GED  
☐ Some college, no degree  
☐ Associate's degree  
☐ Bachelor's degree  
☐ Graduate or professional degree

Do you own or rent your home?

- ☐ Own ☐ Rent ☐ Other

What type of home do you live in?

- ☐ single family  
☐ multi-family (duplex, condo)  
☐ apartment  
☐ assisted living  
☐ senior apartment building  
☐ townhouse  
☐ other

Who is in your household? (*select all that apply*)

- ☐ my spouse or partner  
☐ my children  
☐ my grandchildren  
☐ other relatives  
☐ nonrelatives  
☐ I live alone

What was your household income last year?

- |   |   |
|---|---|
| <input type="checkbox"/> \$0-\$10,000   | <input type="checkbox"/> \$60K-\$74,999     |
| <input type="checkbox"/> \$10K-\$24,999 | <input type="checkbox"/> \$75K-\$99,999     |
| <input type="checkbox"/> \$25K-\$39,999 | <input type="checkbox"/> \$100,000+         |
| <input type="checkbox"/> \$40K-\$59,999 | <input type="checkbox"/> I'd rather not say |

What language is primarily spoken in your home?

---

Did you complete this survey for yourself, or did you fill it out for someone else?

- ☐ Completed the survey for myself  
☐ Filled out for someone else

If filling out the survey for someone else, what is your relationship?

---

**THANK YOU FOR YOUR PARTICIPATION!**



# Liveable Age-Friendly Community Survey

March 1, 2023 - April 26, 2023

## Please enter your year of birth

Top keywords

1. 1947
2. 1954
3. 1964

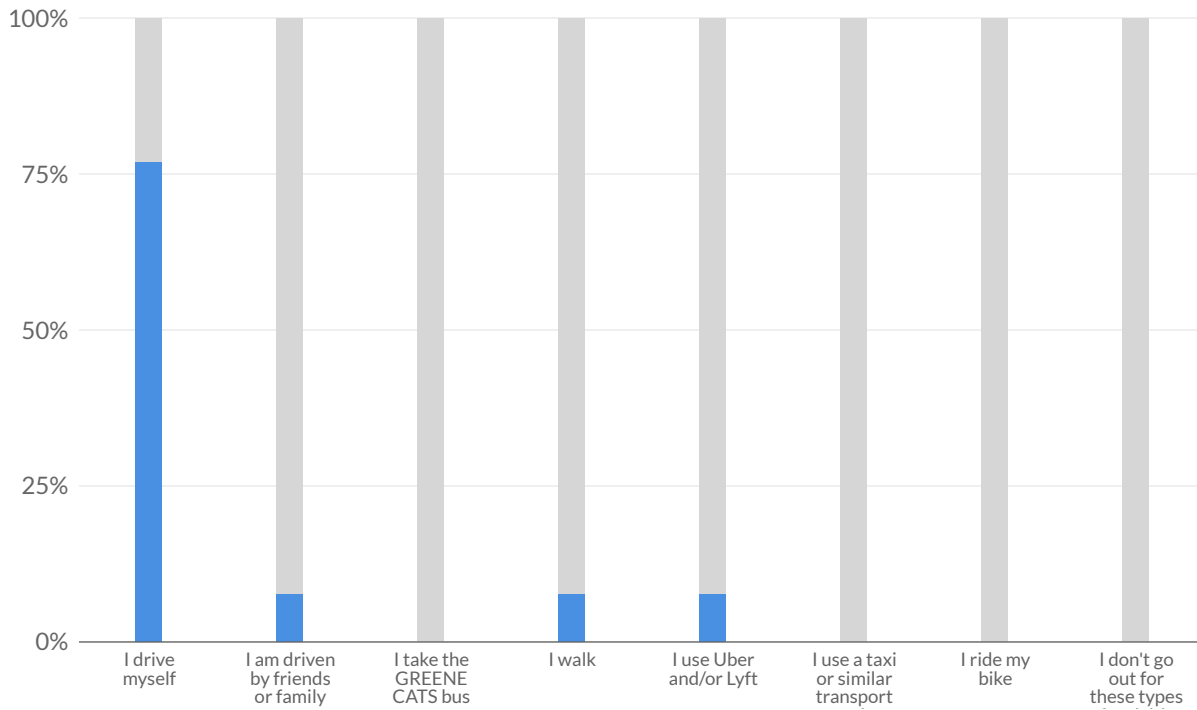
---

## Please enter your 5-digit Zip Code

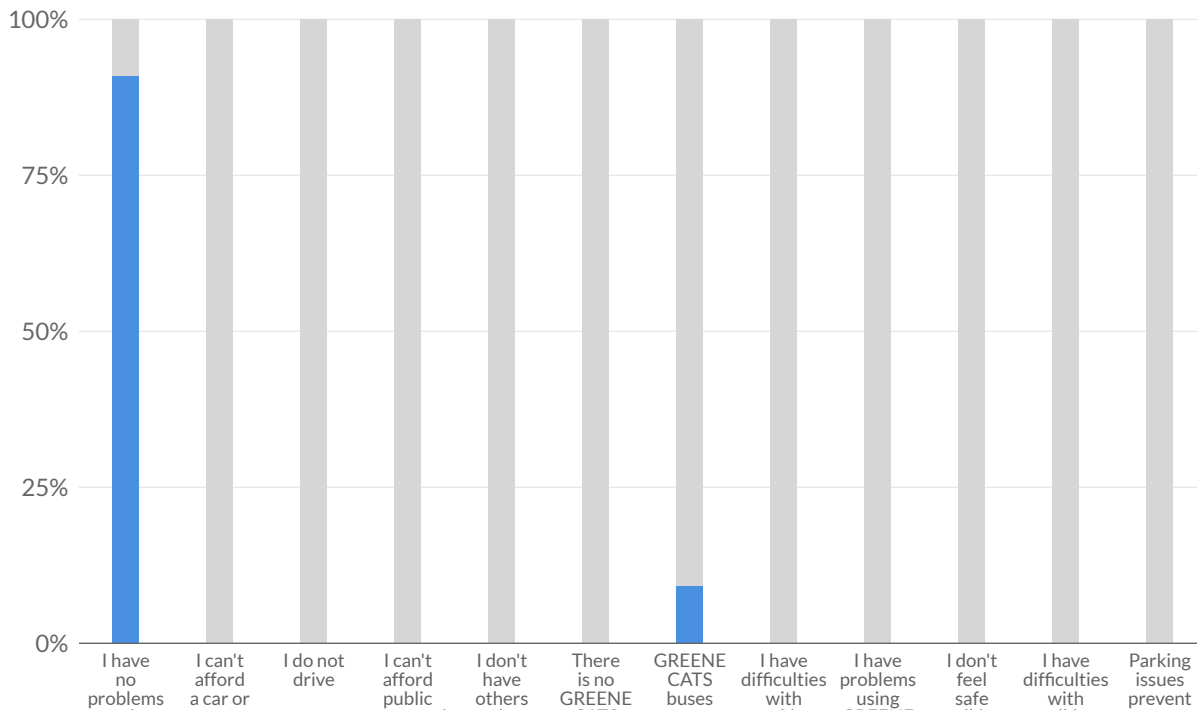
Top keywords

1. 45305

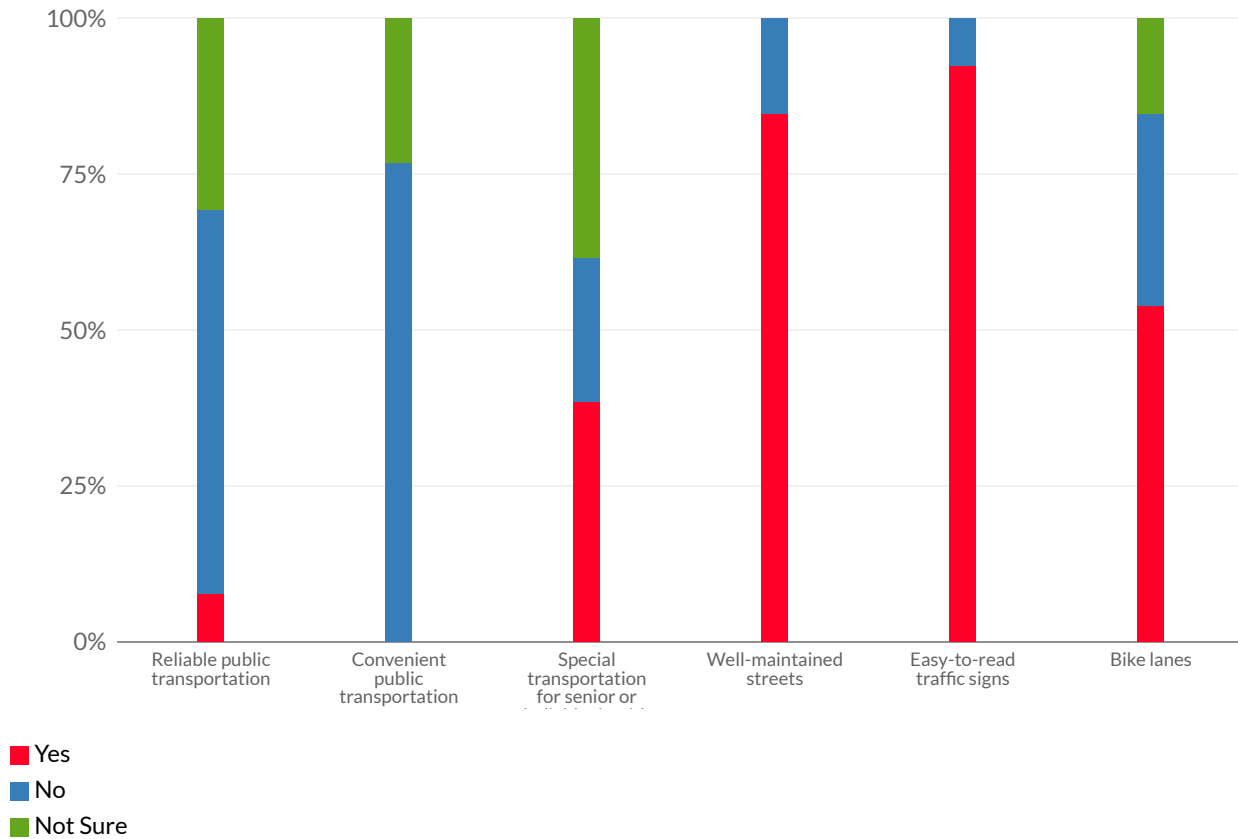
**What is your usual way of running errands, getting to medical appointments, or attending events?**



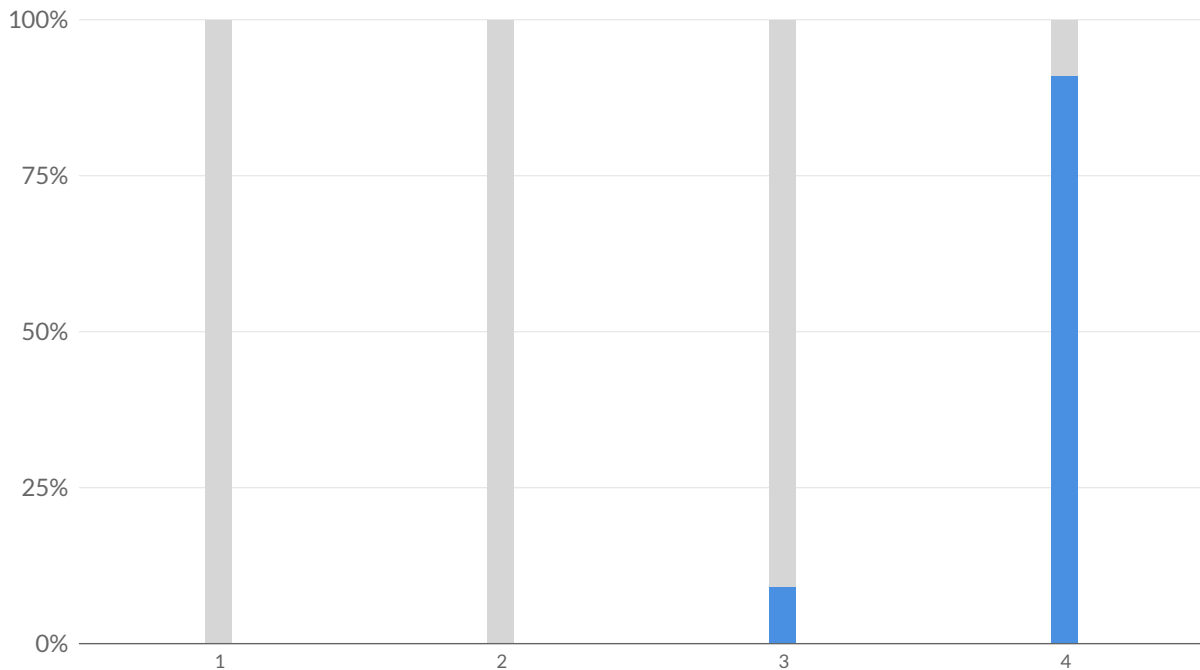
**Do you face any of the barriers listed below when traveling to an appointment, event, or community location? (Select all that apply)**



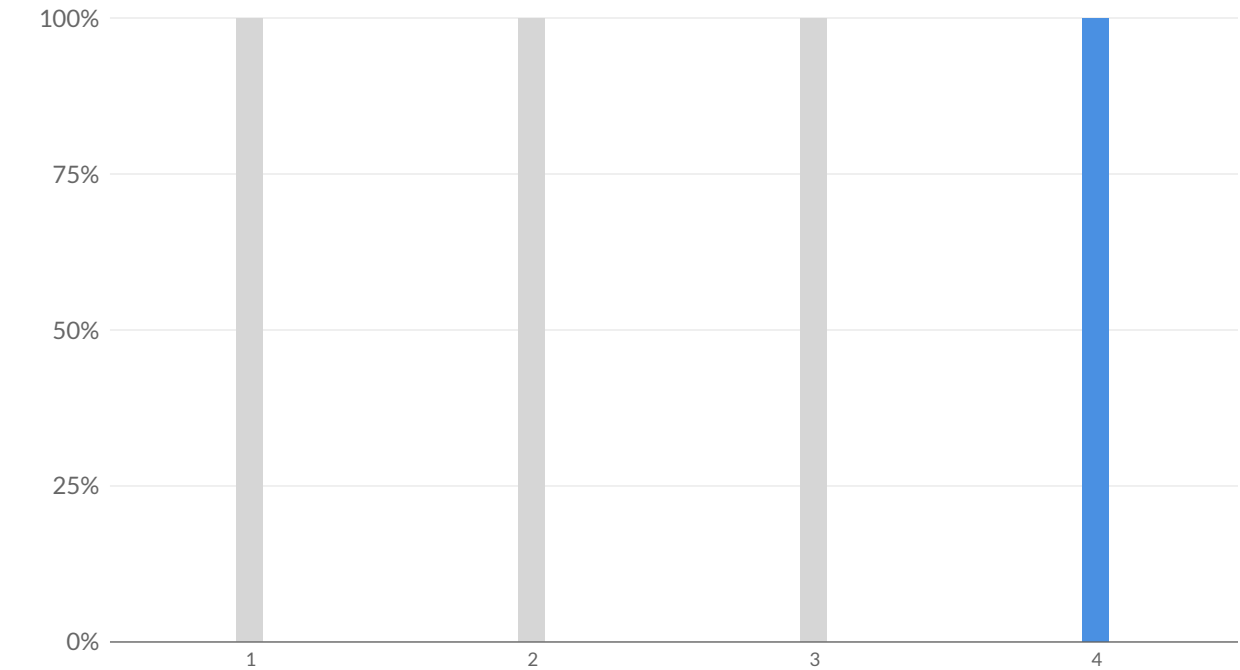
**In the City of Bellbrook, do you have access to the following?**



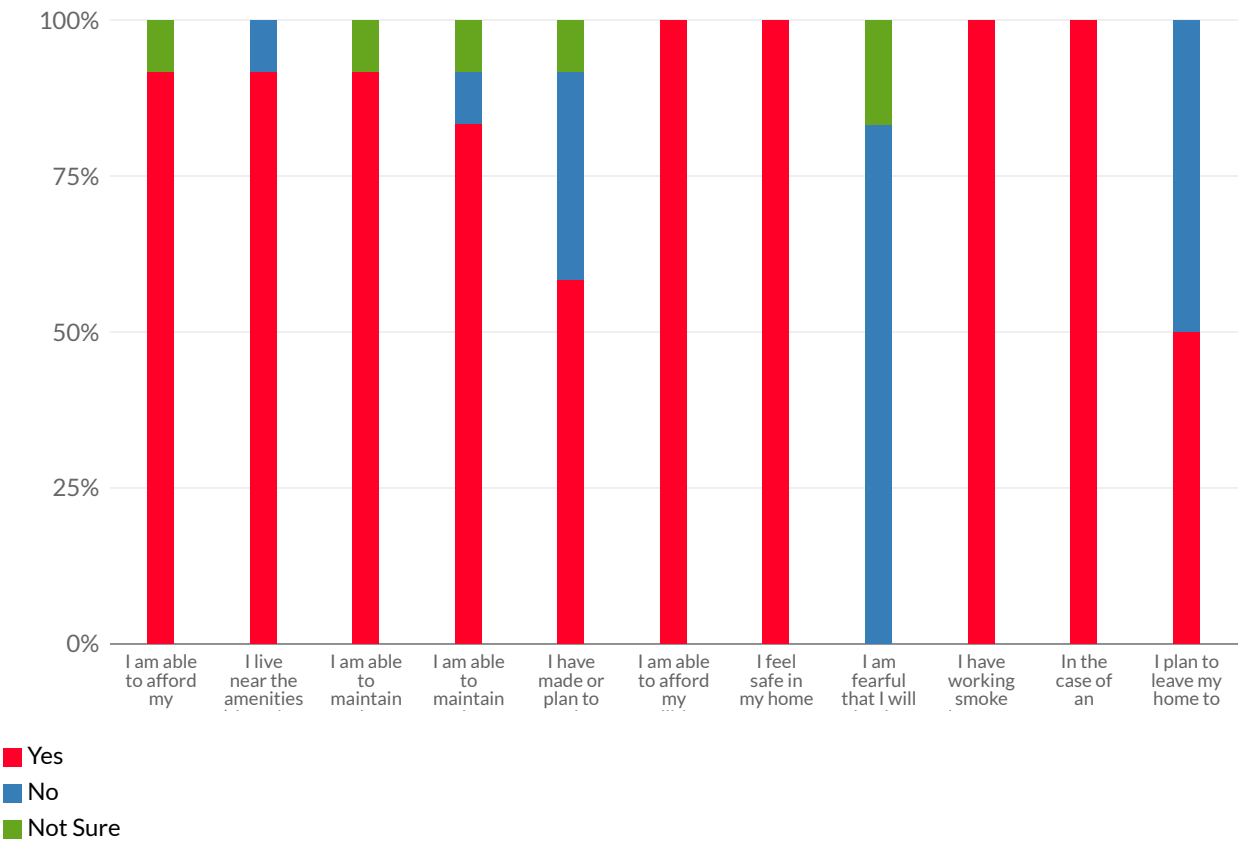
**How important is it to you to be able to remain in the City of bellbrook as you age? (1 star not at all important, 4 stars Very Important)**



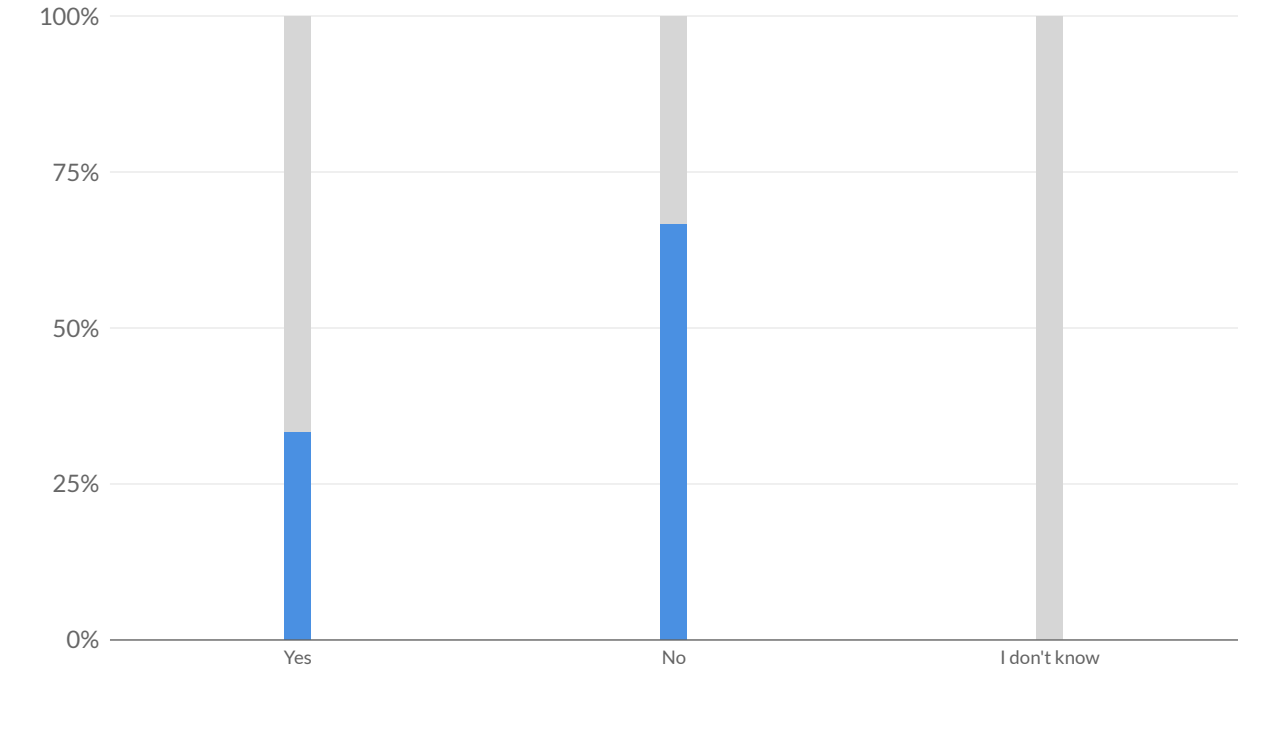
**How important is it to you to be able to remain in your home as you age? (1 star not at all important, 4 stars Very Important)**



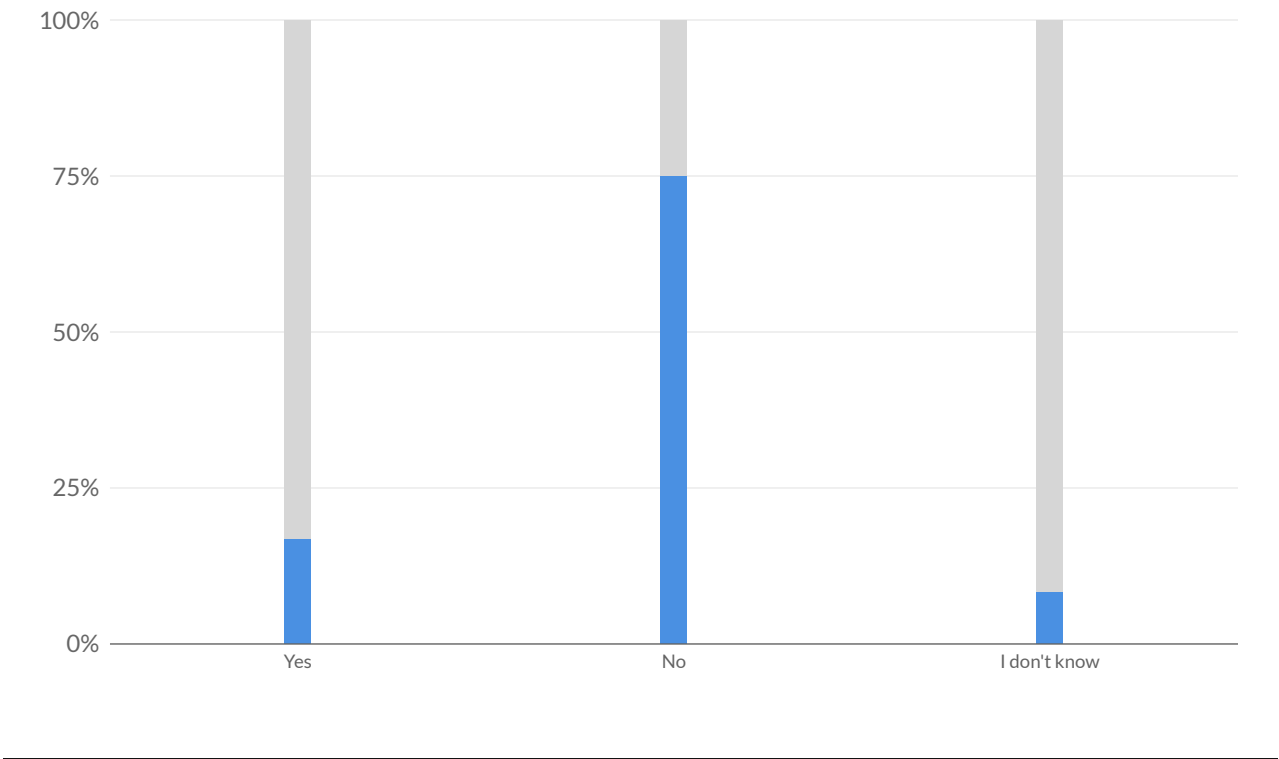
Do you agree with the following statements?



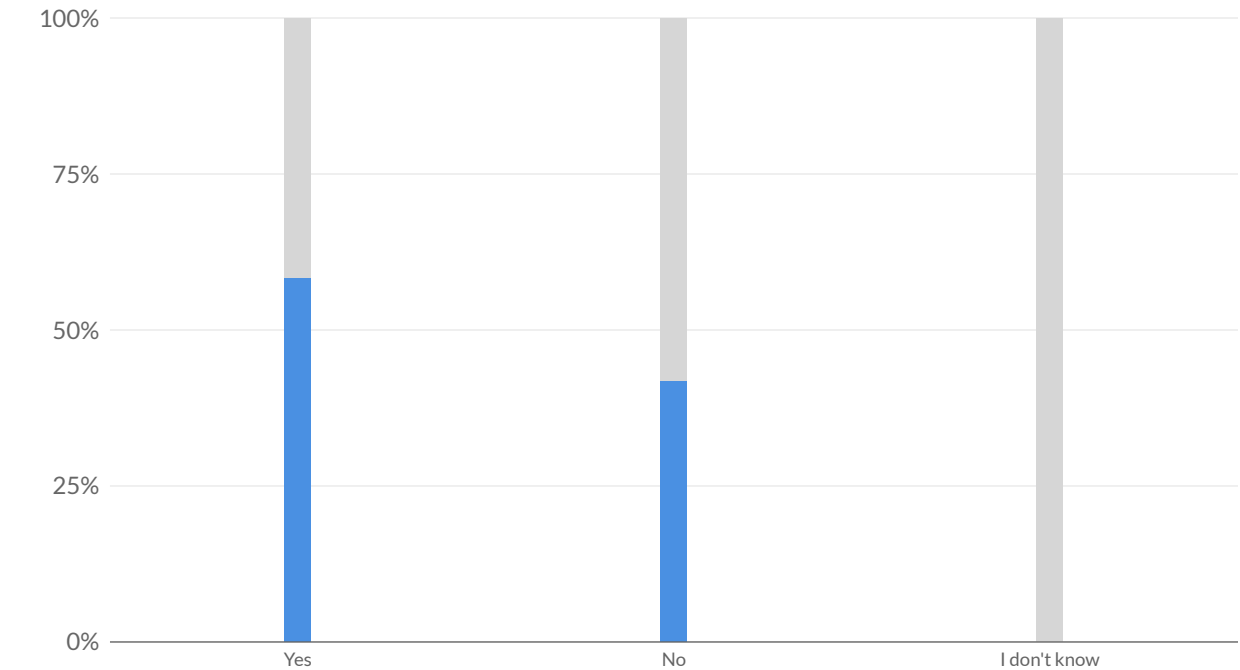
Have you fallen in the past year?



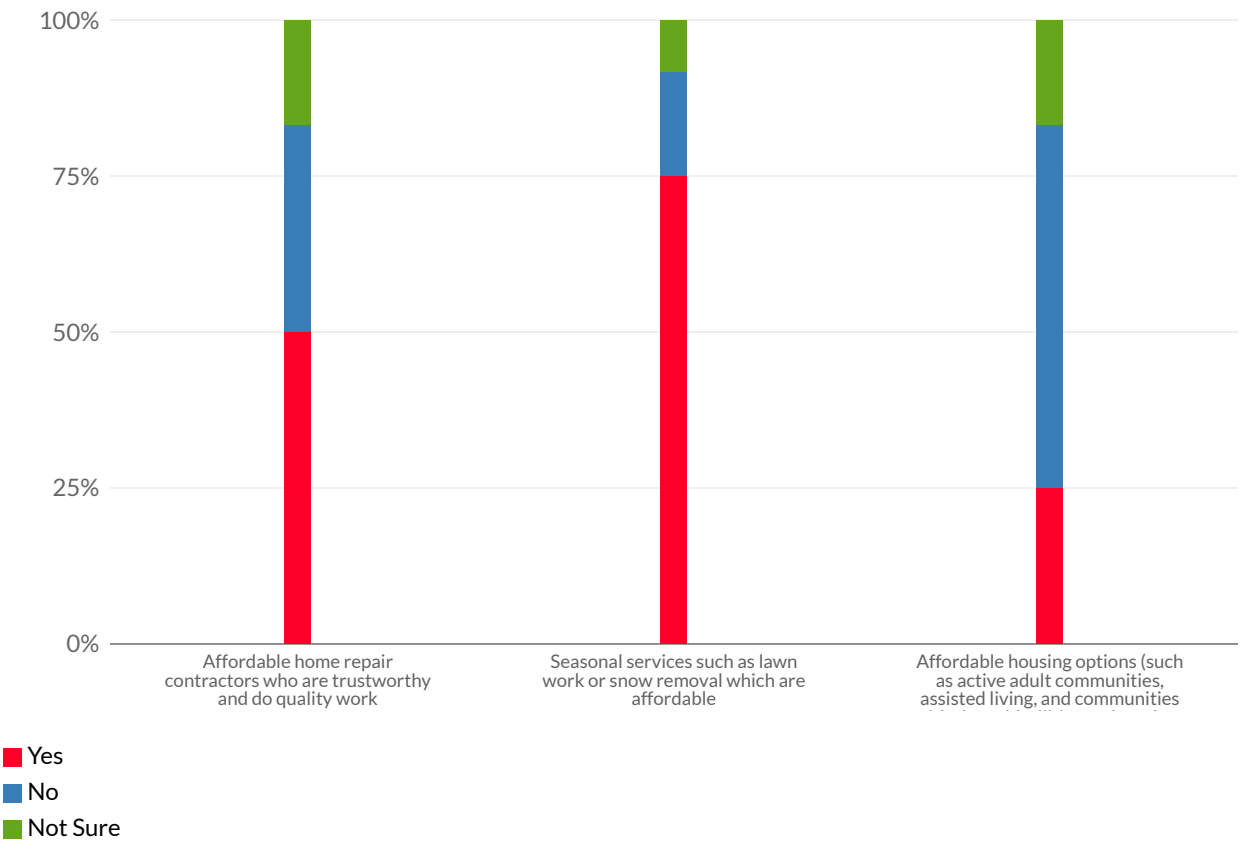
**Do you feel unsteady when standing or walking?**



**Do you worry about falling?**

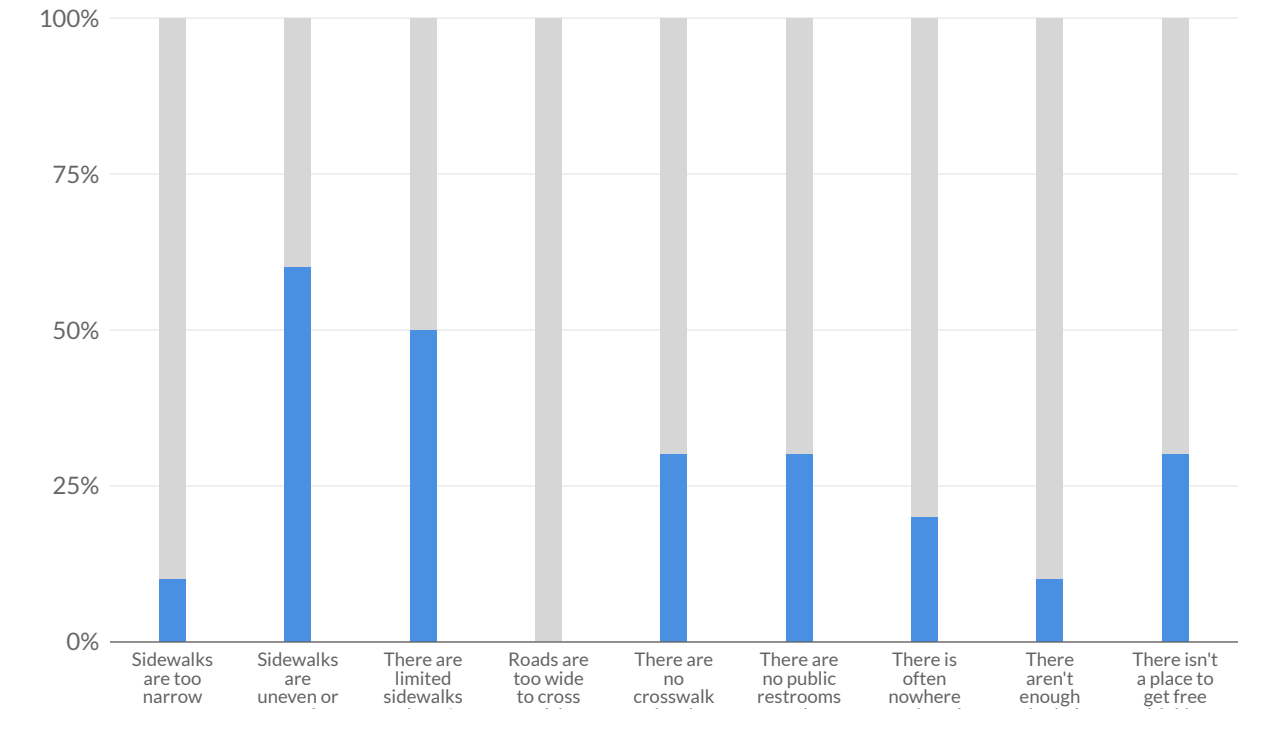


**In the City of Bellbrook, do you have access to the following?**

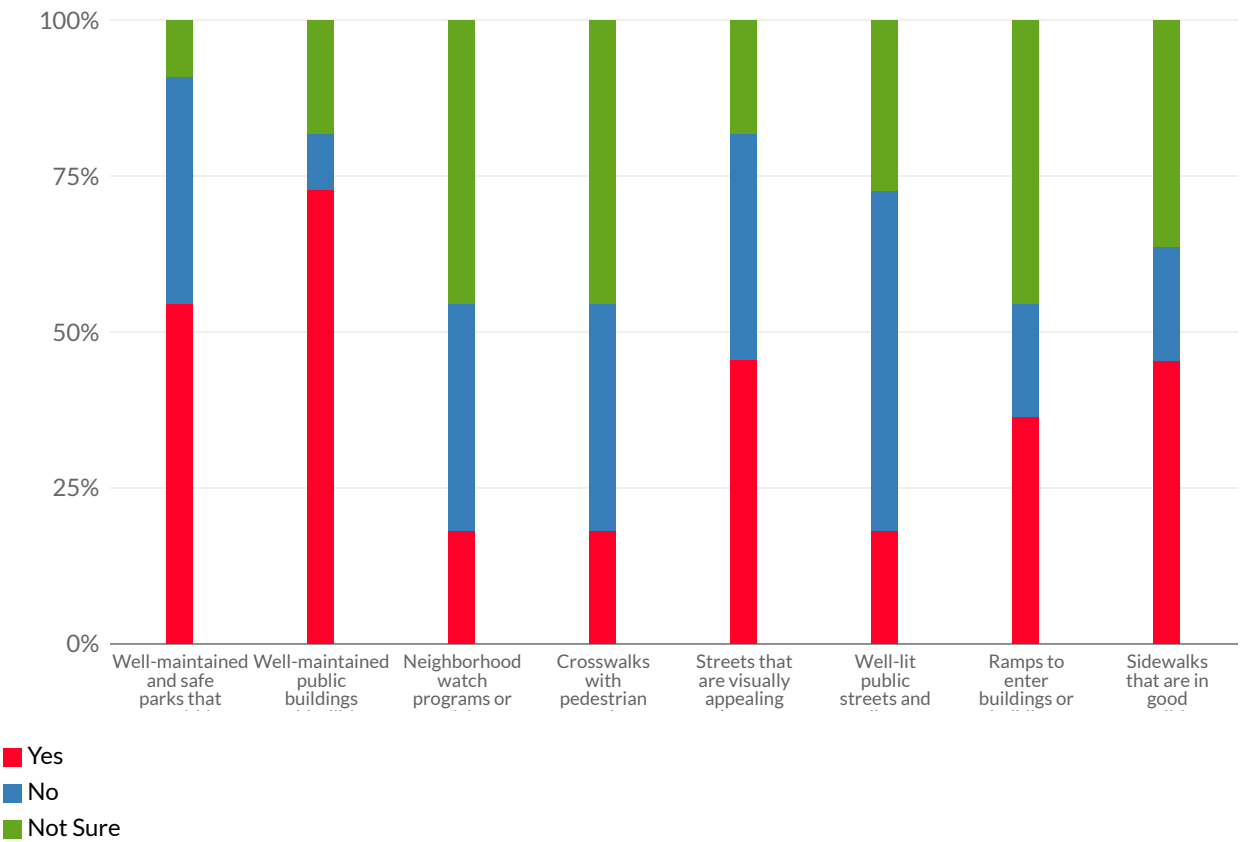


**Do you experience any of the barriers listed below when spending time outdoors or in public places (stores, parks, public buildings, etc)? ( Select all that apply)**

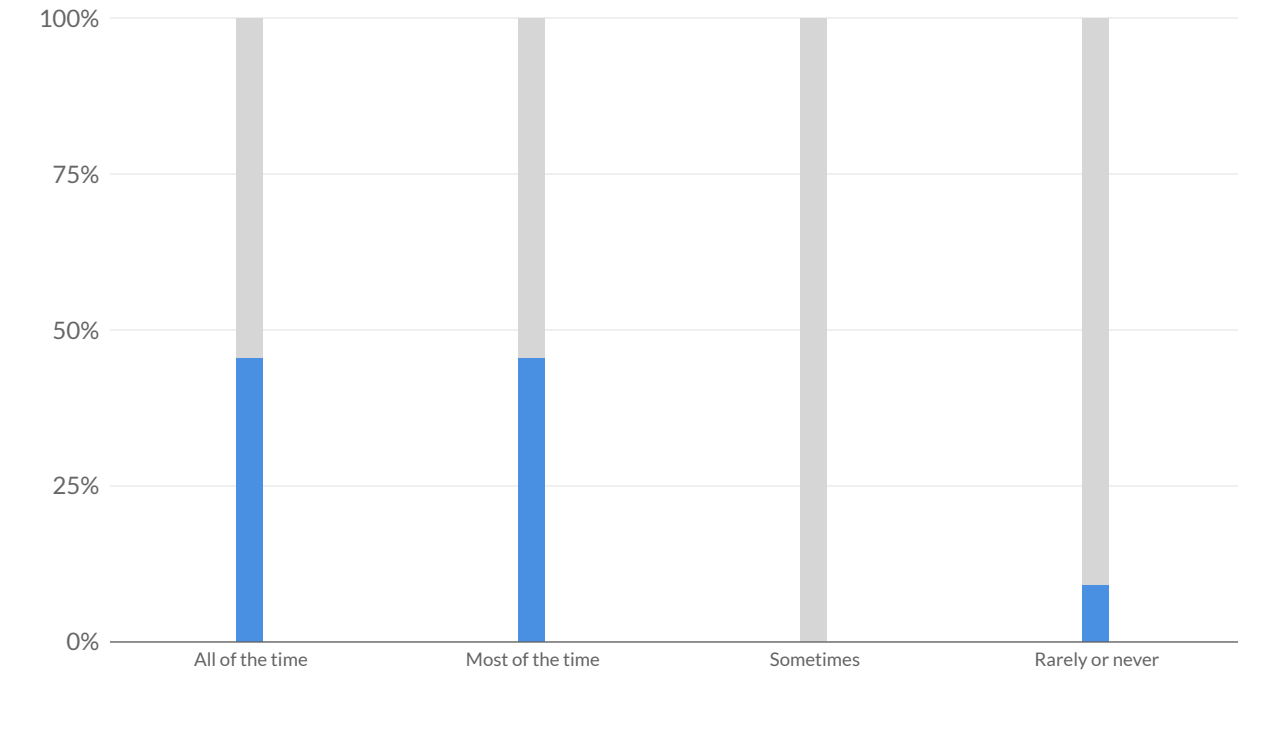




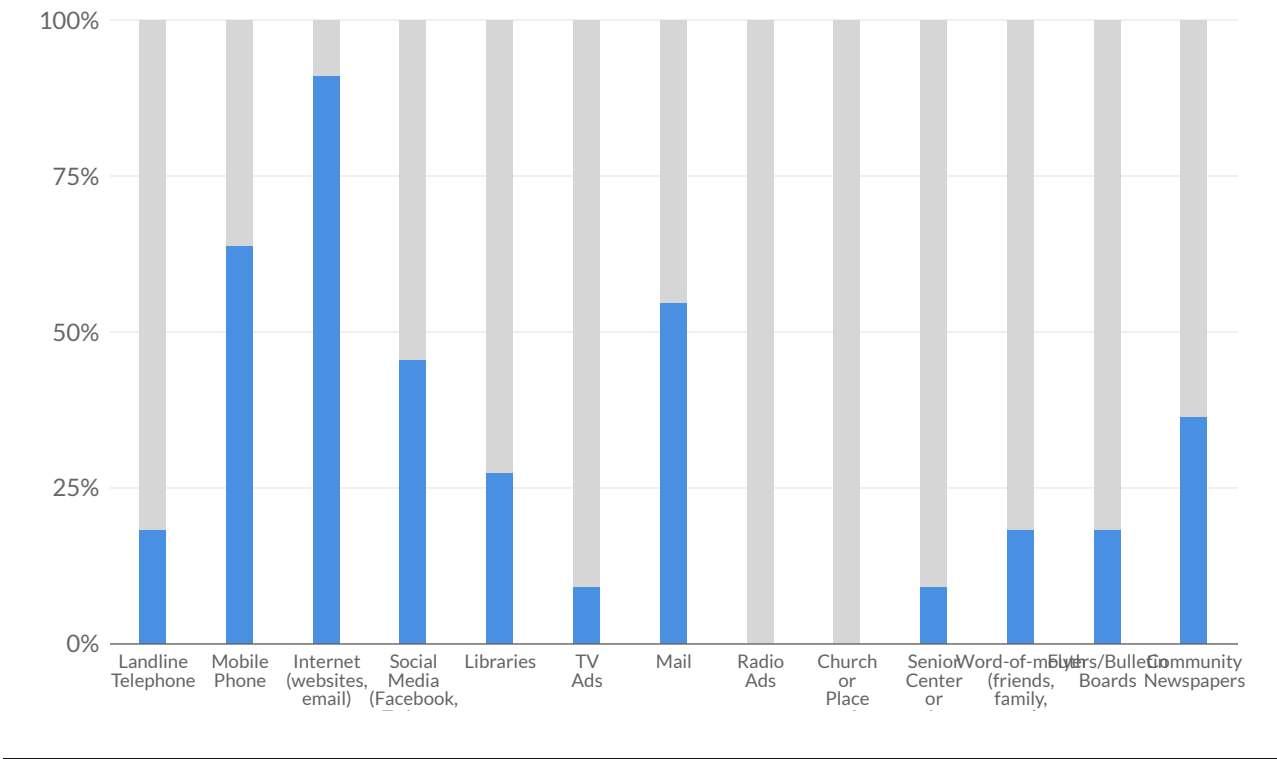
**In the City of bellbrook, do you have access to the following?**



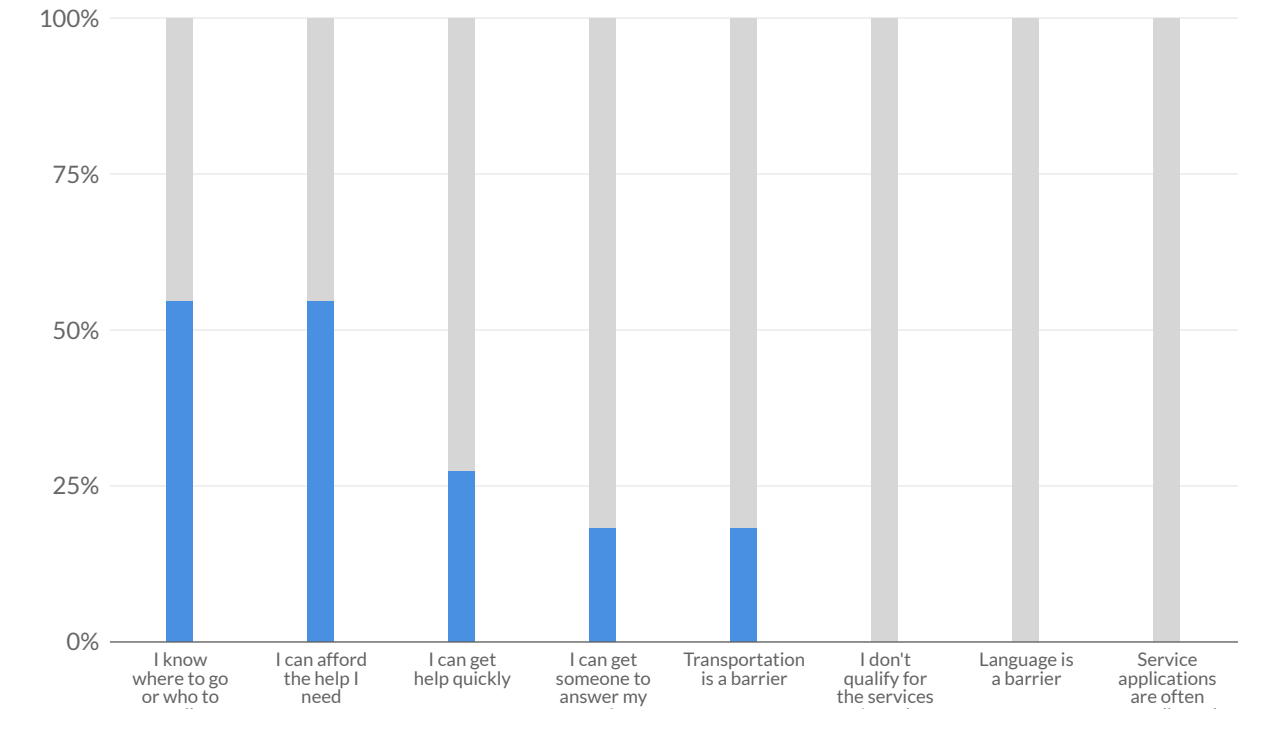
**In general, are you able to find information on the services that you need?**



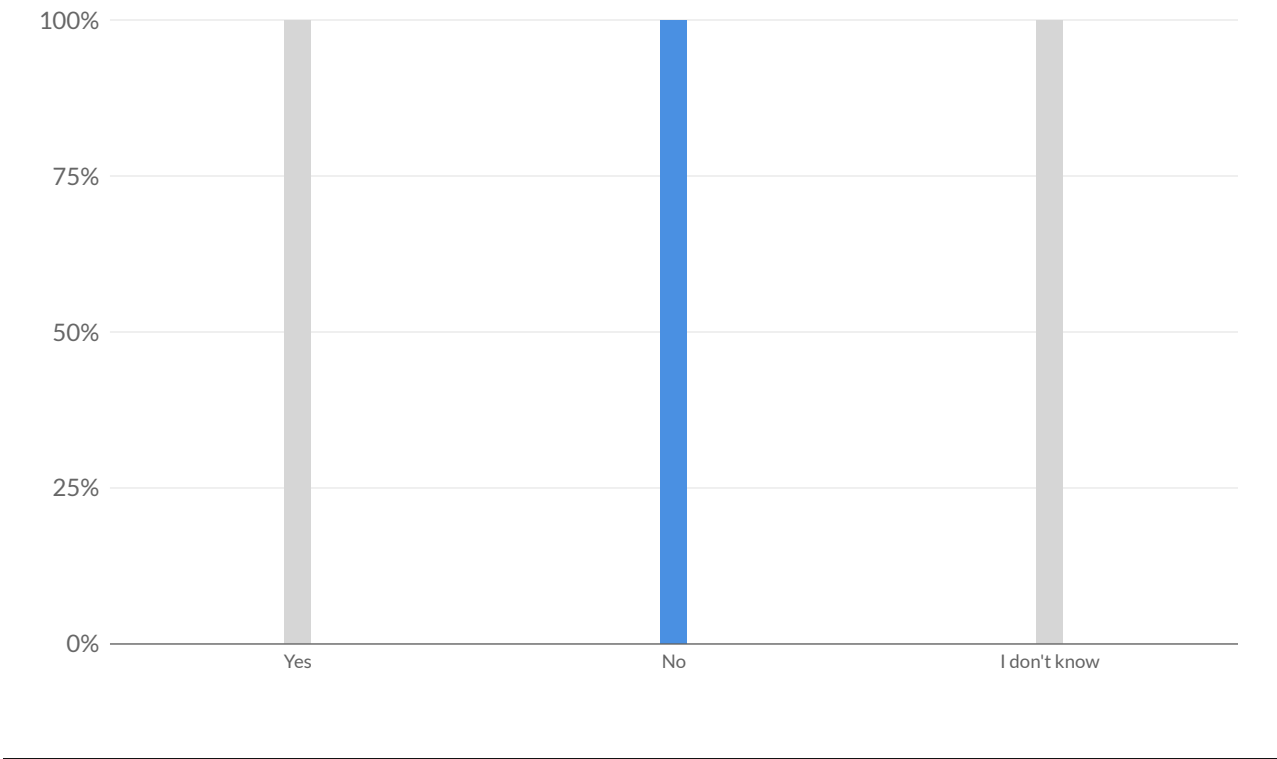
**What do you use to identify and access community services? (Select all that apply)**



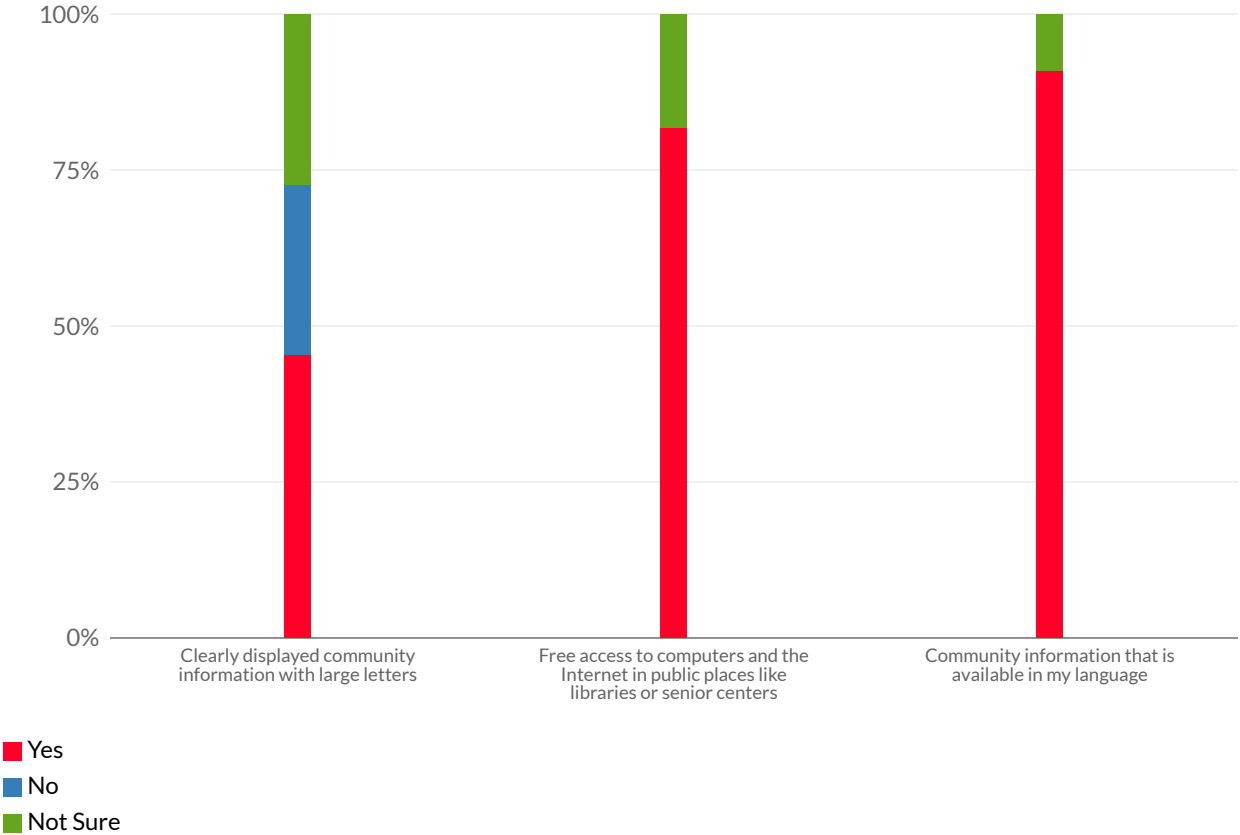
**What is your experience when seeking help for health, financial, or housing issues? (Select all that apply)**



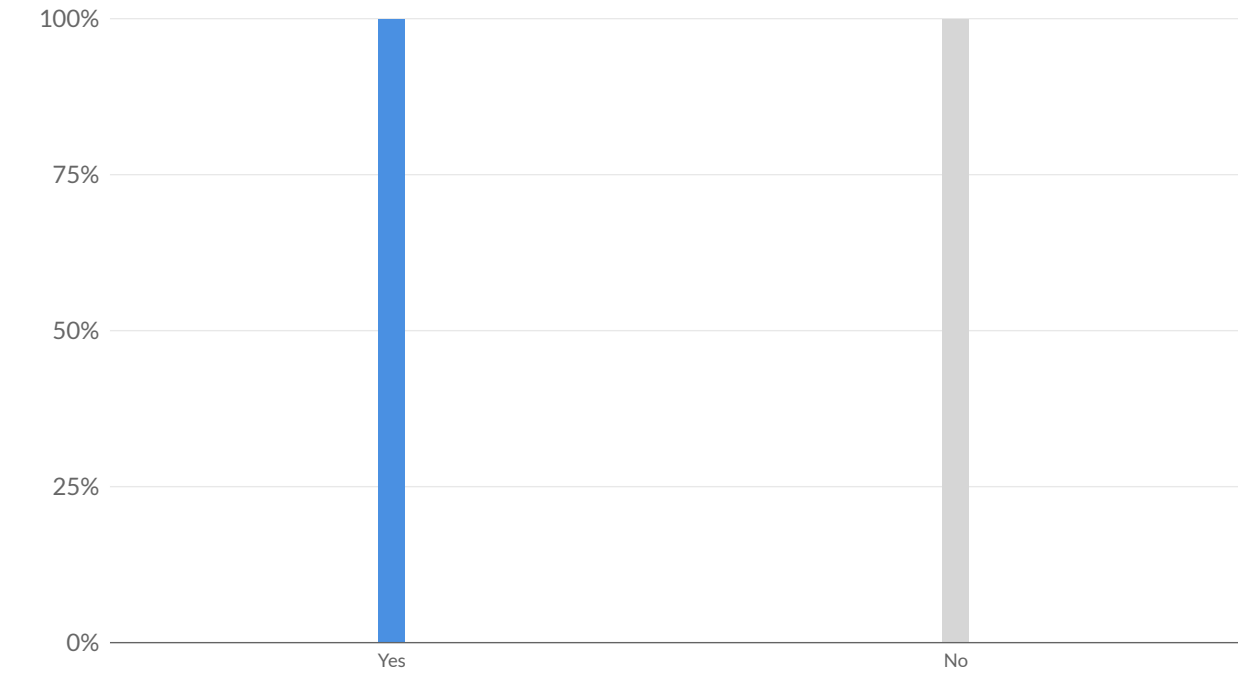
**Do you have a case manager assigned to help you?**



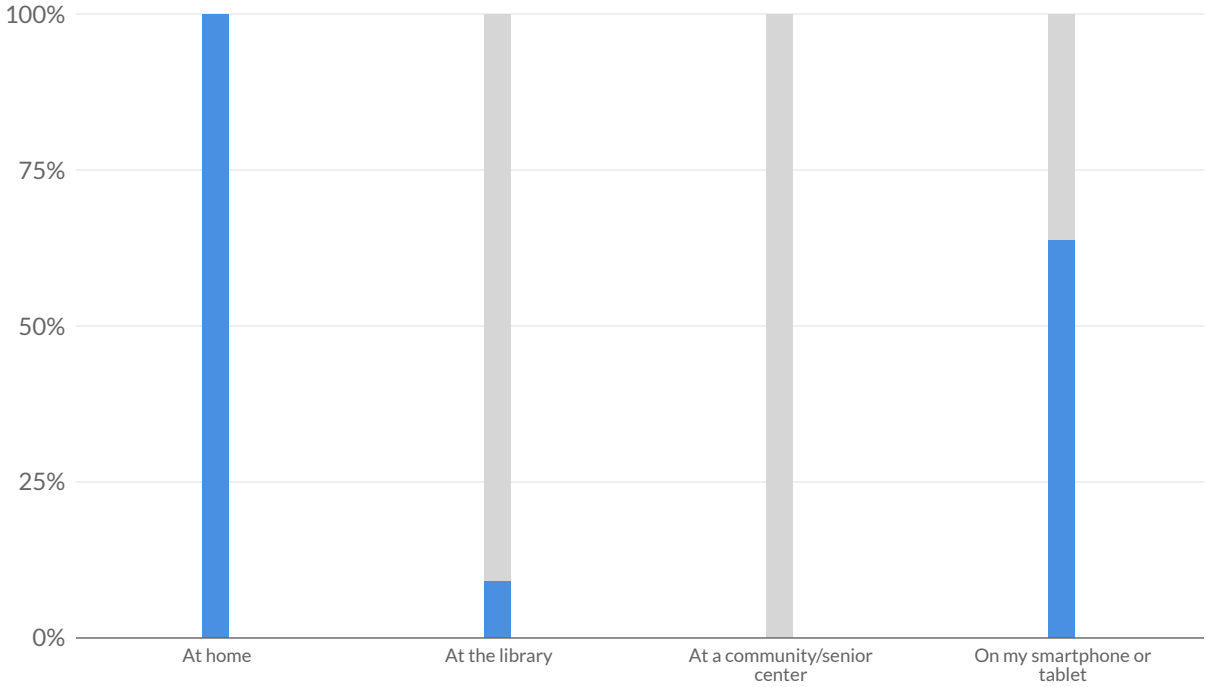
**In the City of Bellbrook, do you have access to the following?**



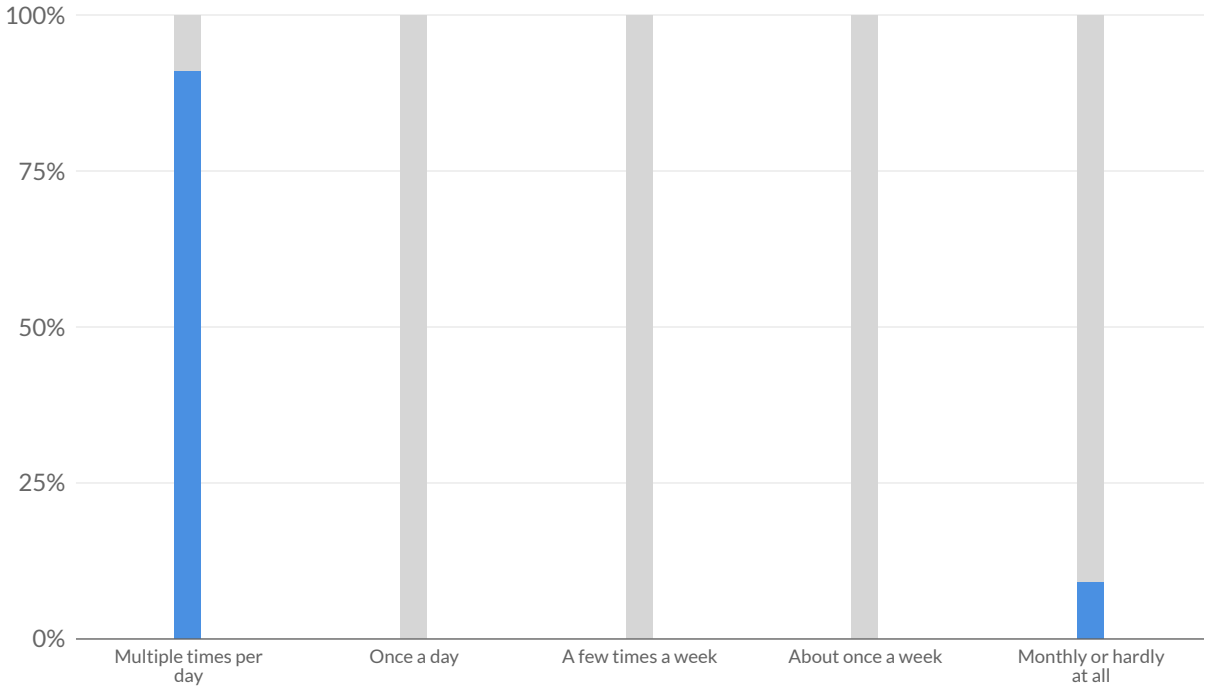
**Do you have access to the Internet?**



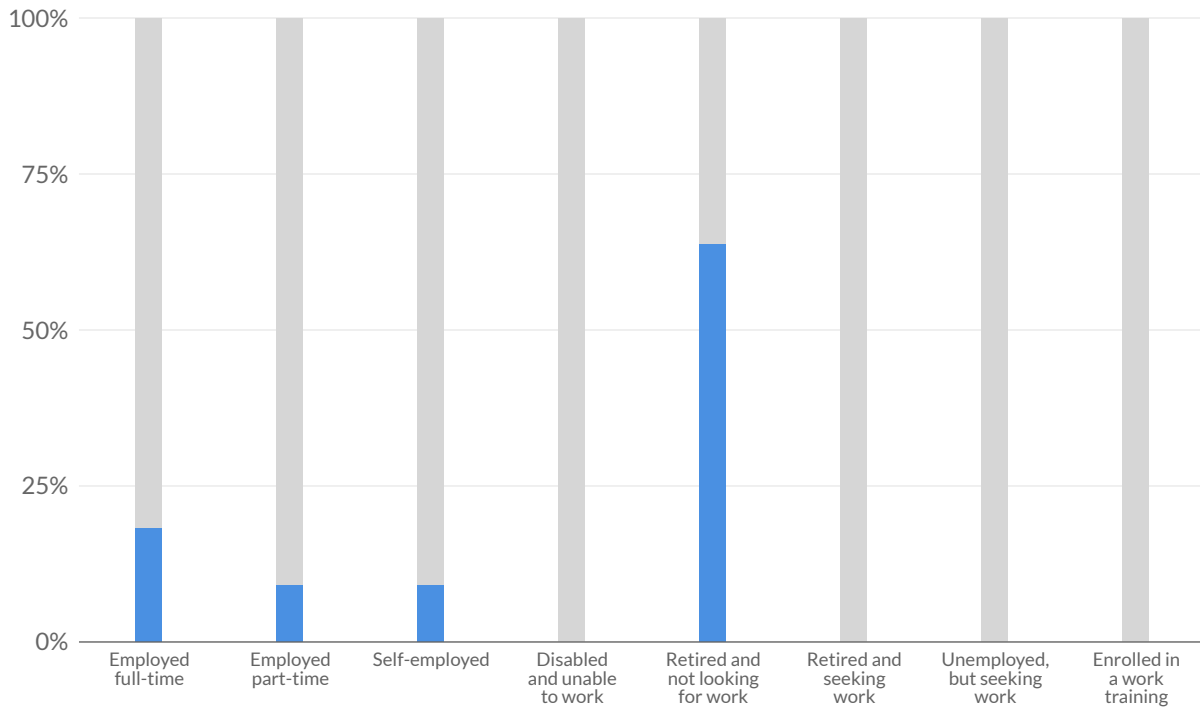
**Where do you use the Internet? (Select all that apply)**



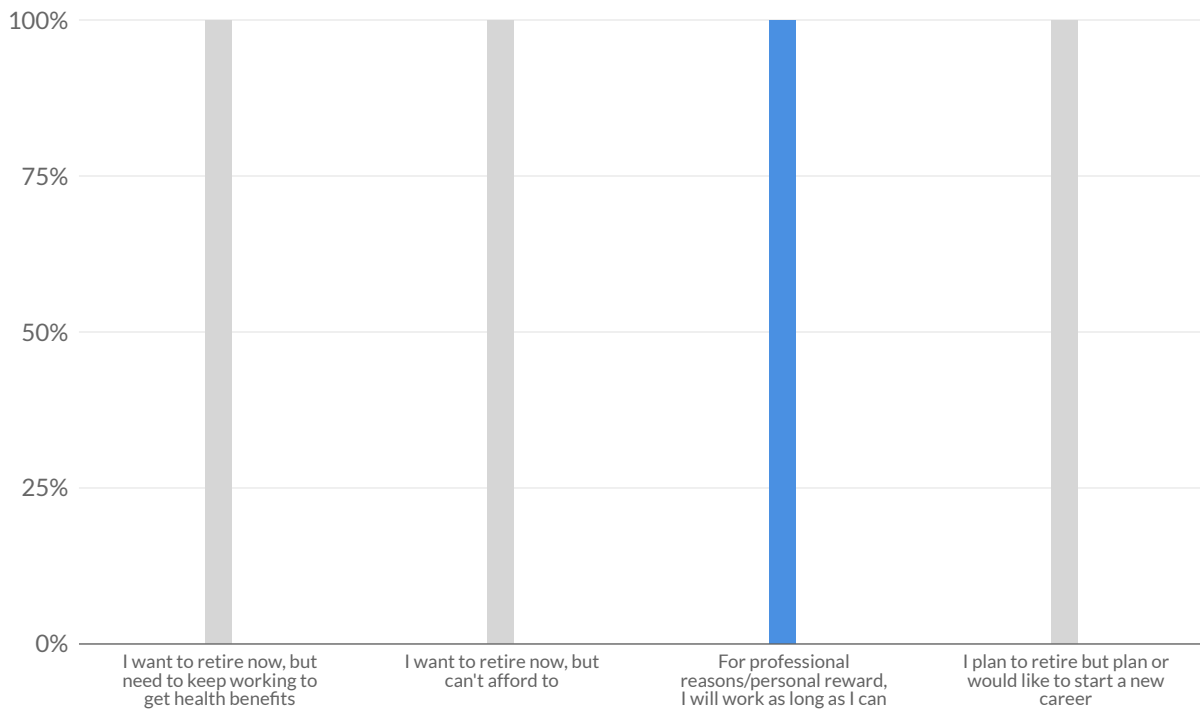
How often do you use the Internet?



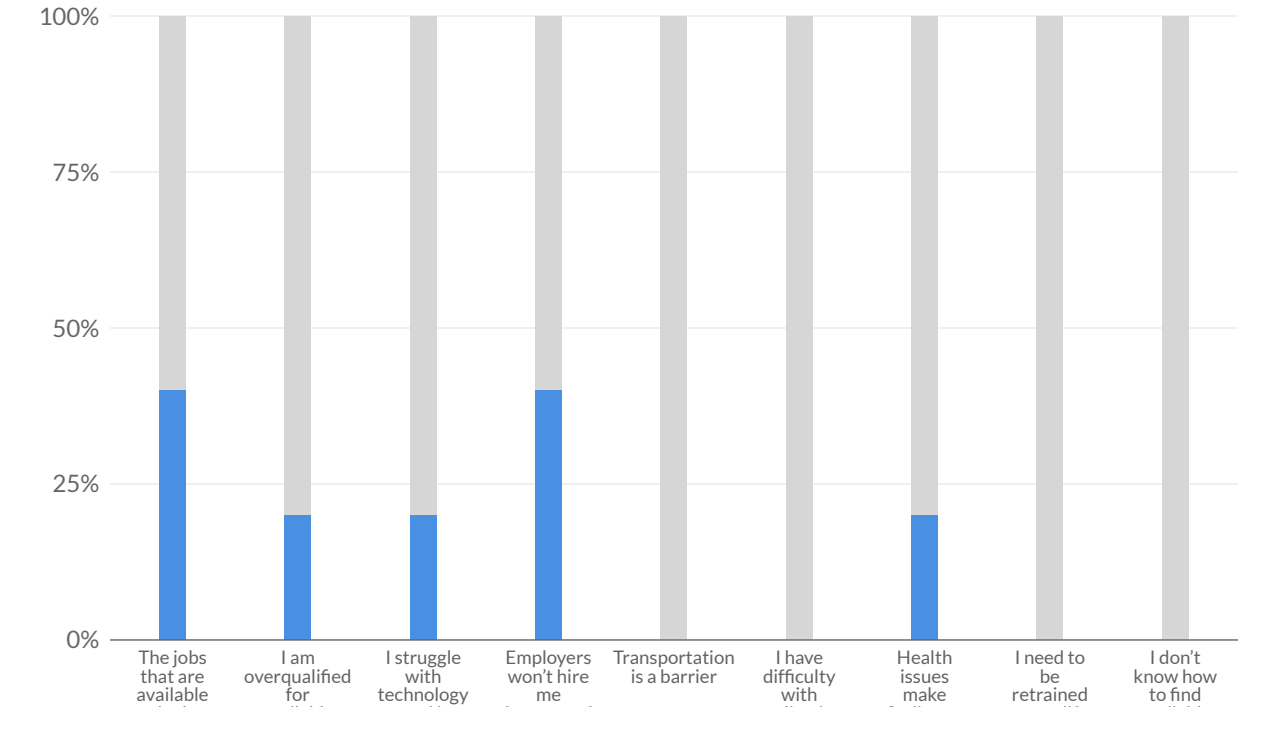
What is your employment status?



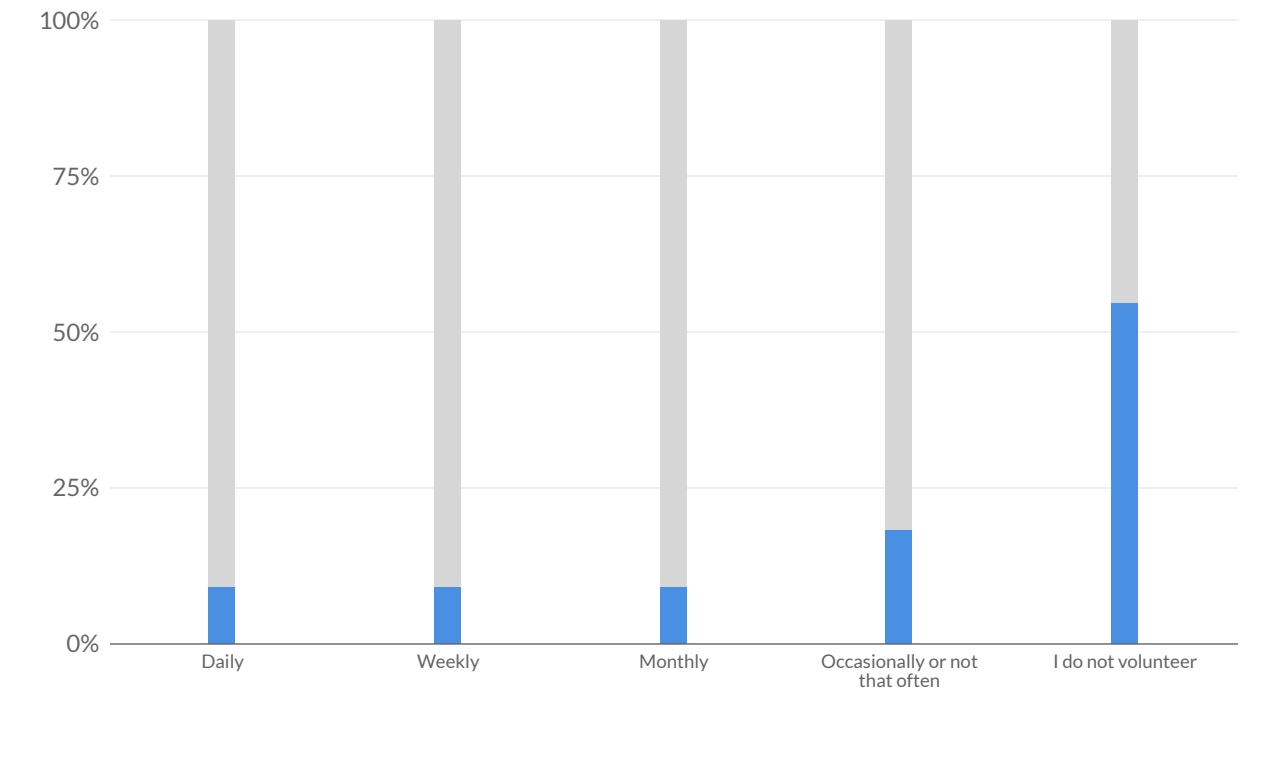
**If you are employed, what are your plans for retirement? (Select all that apply)**



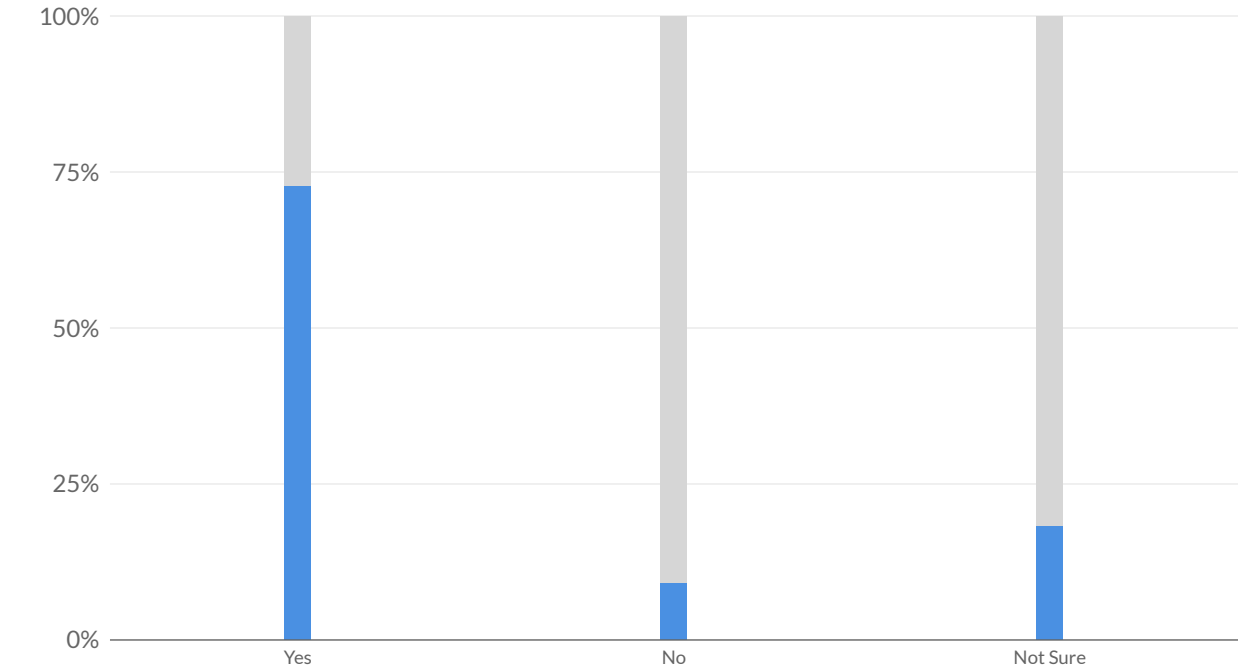
**When seeking employment, have you experiences any of the following? (Select all that apply)**



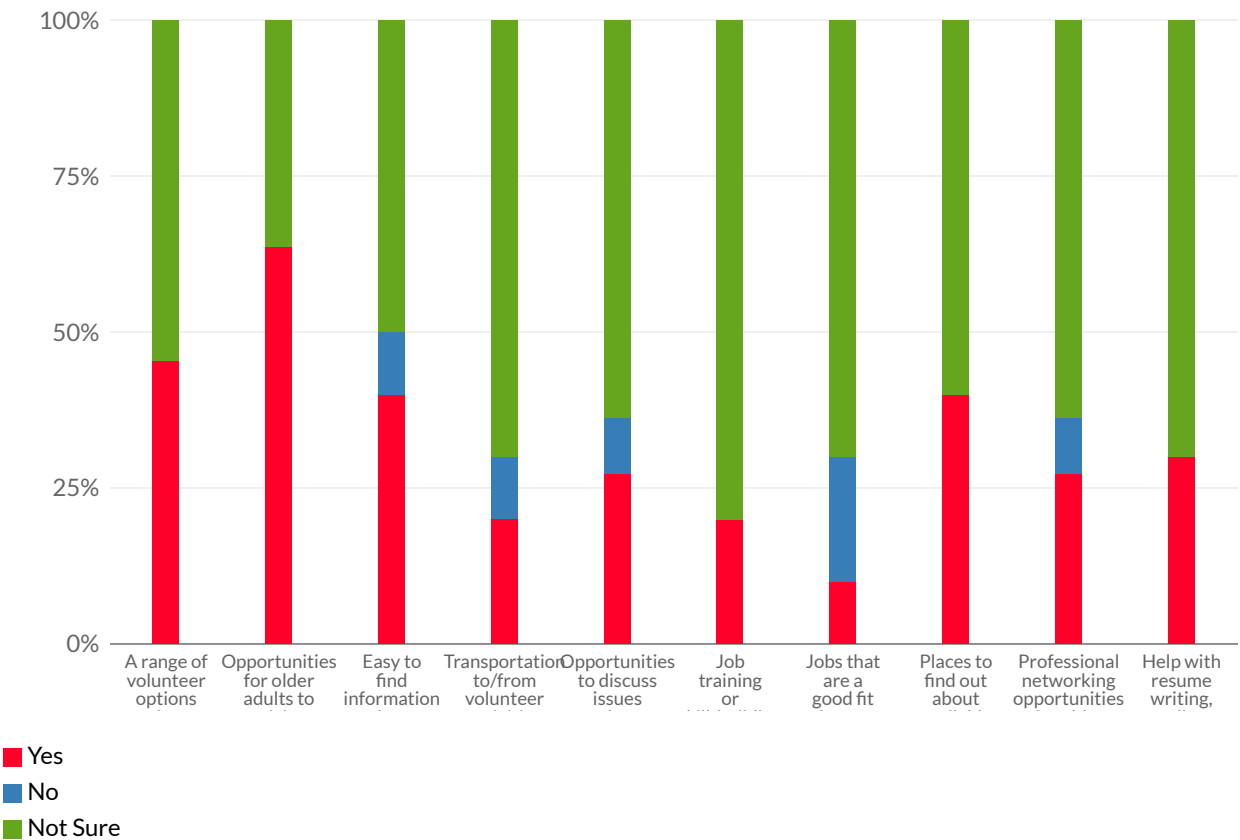
**If you volunteer, how often?**



**If you were interested in volunteering, do you feel confident that you could find a suitable place to do so?**

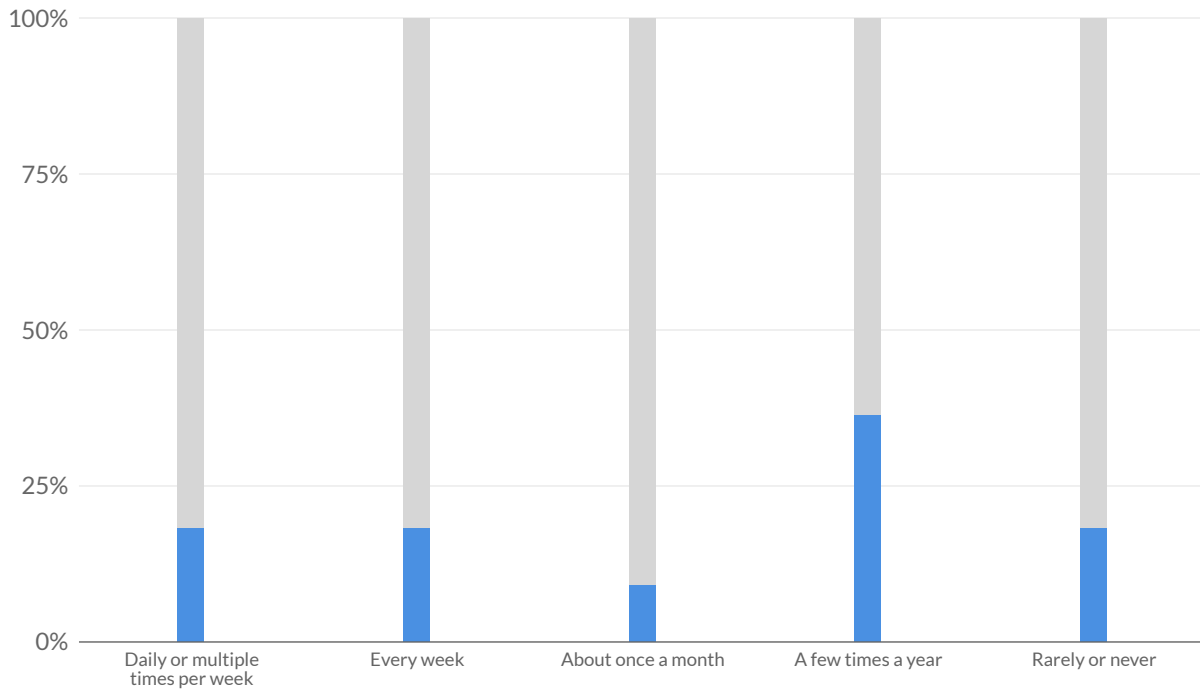


**In the City of Bellbrook, do you have access to the following?**

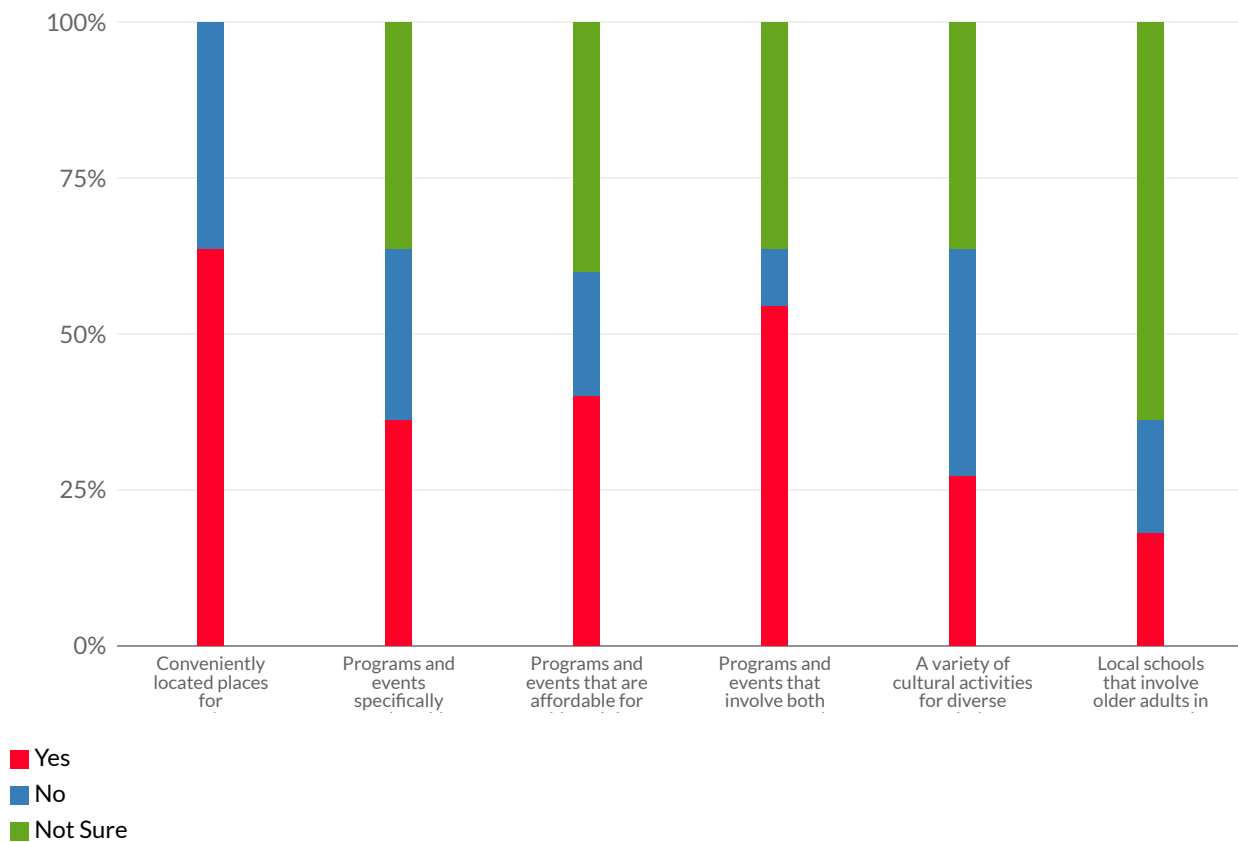


**How often do you participate in social or community events?**

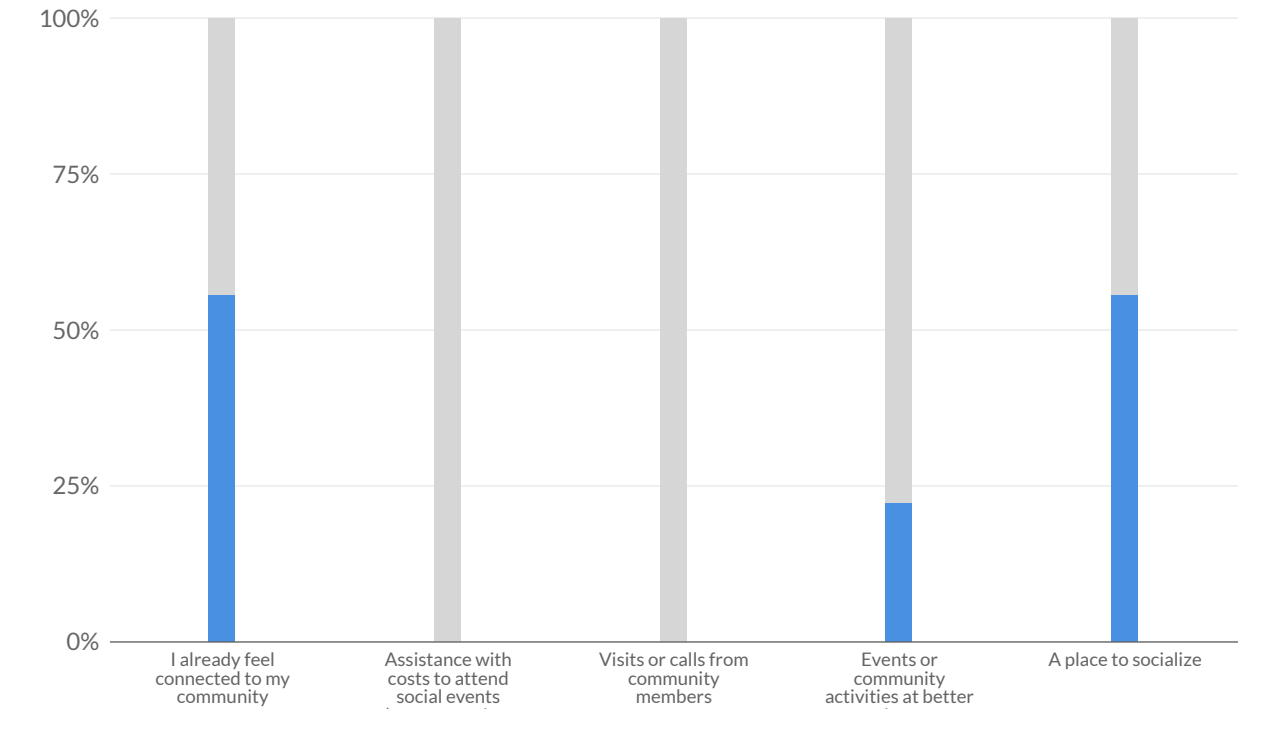




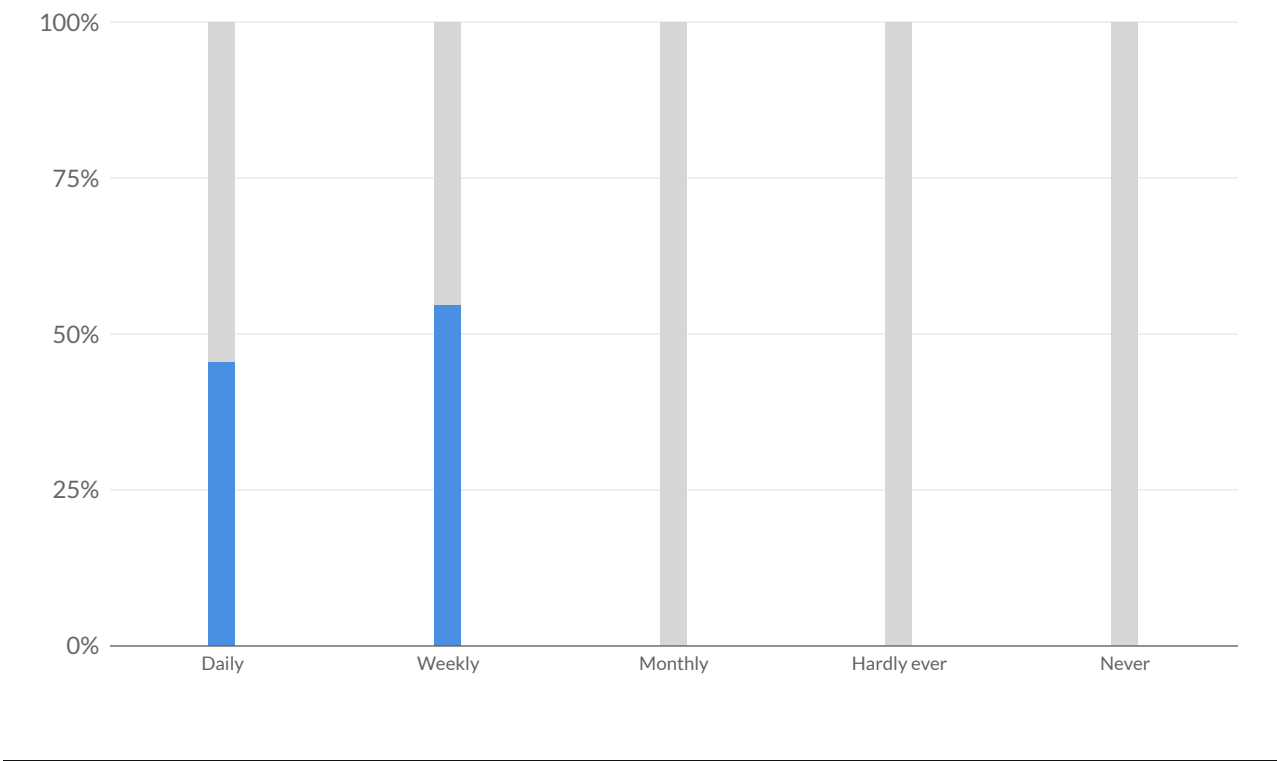
### In the City of Bellbrook, do you have access to the following?



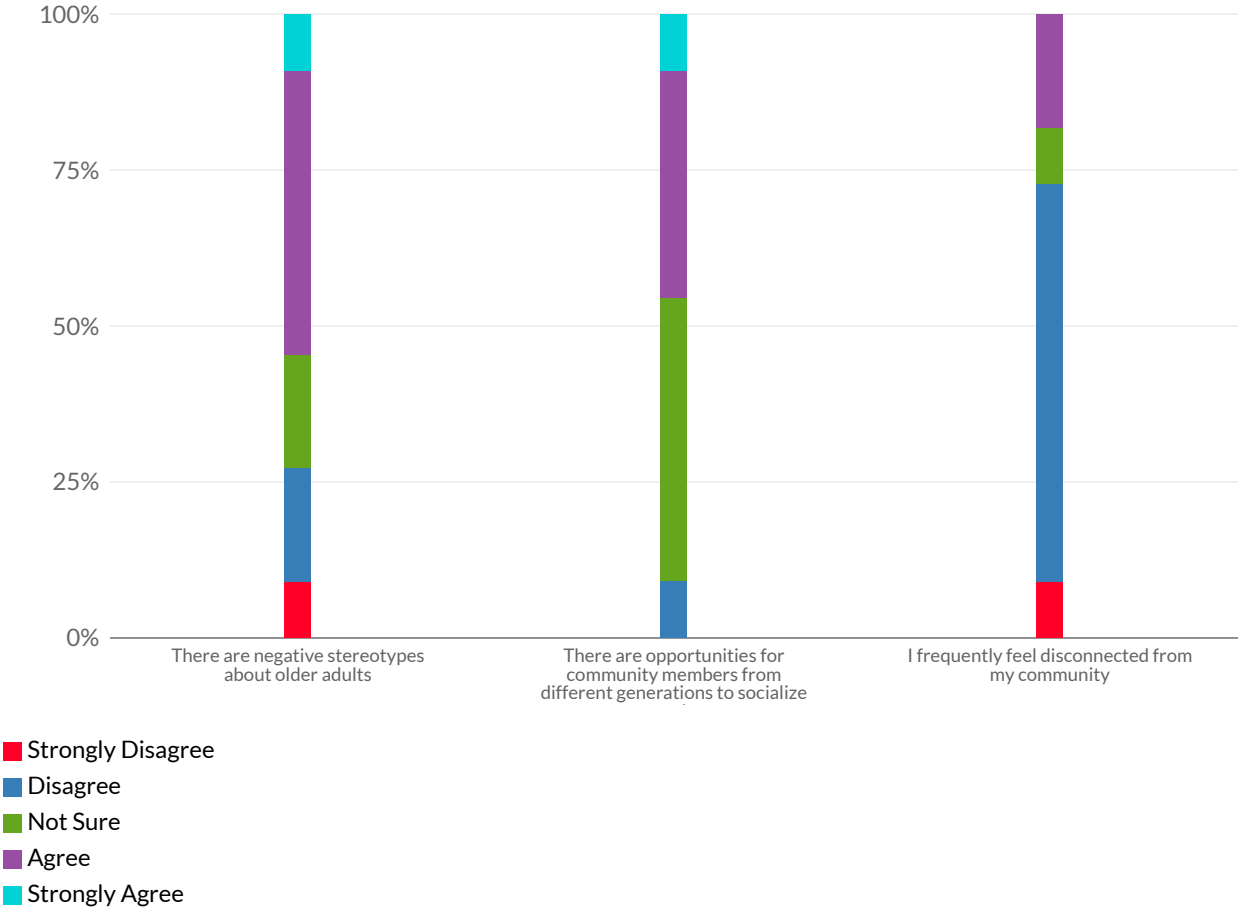
### What would make you feel more connected to your community? (Select all that apply)



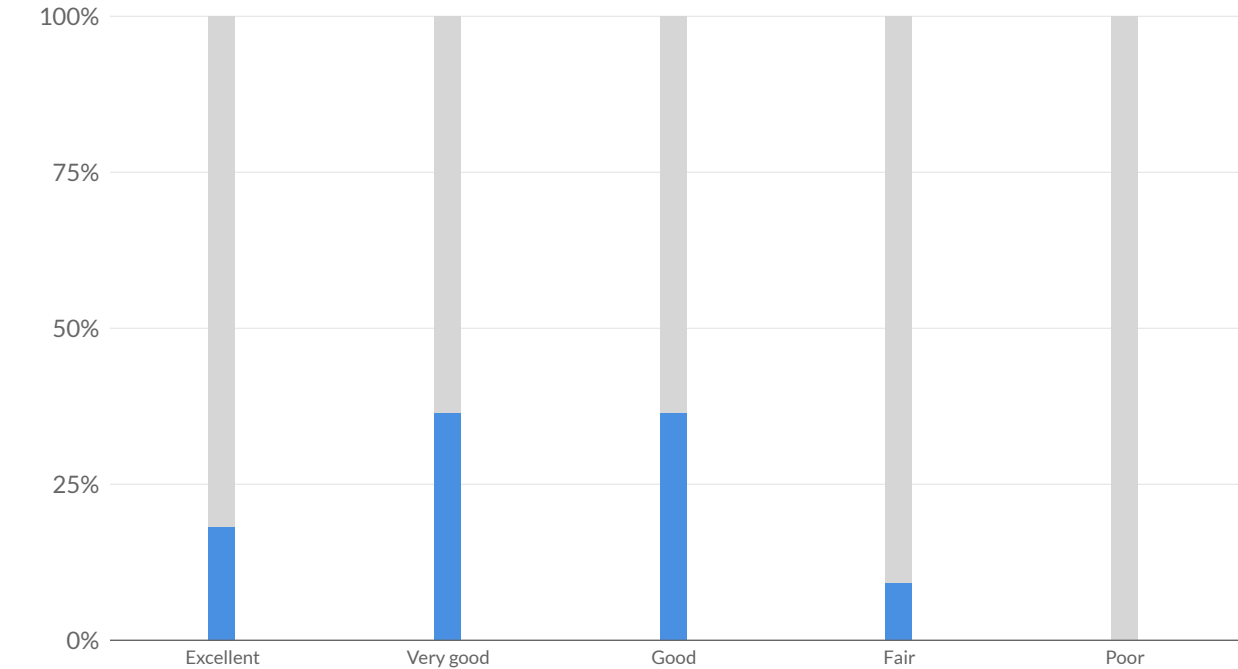
How often do you socialize with friends or family?



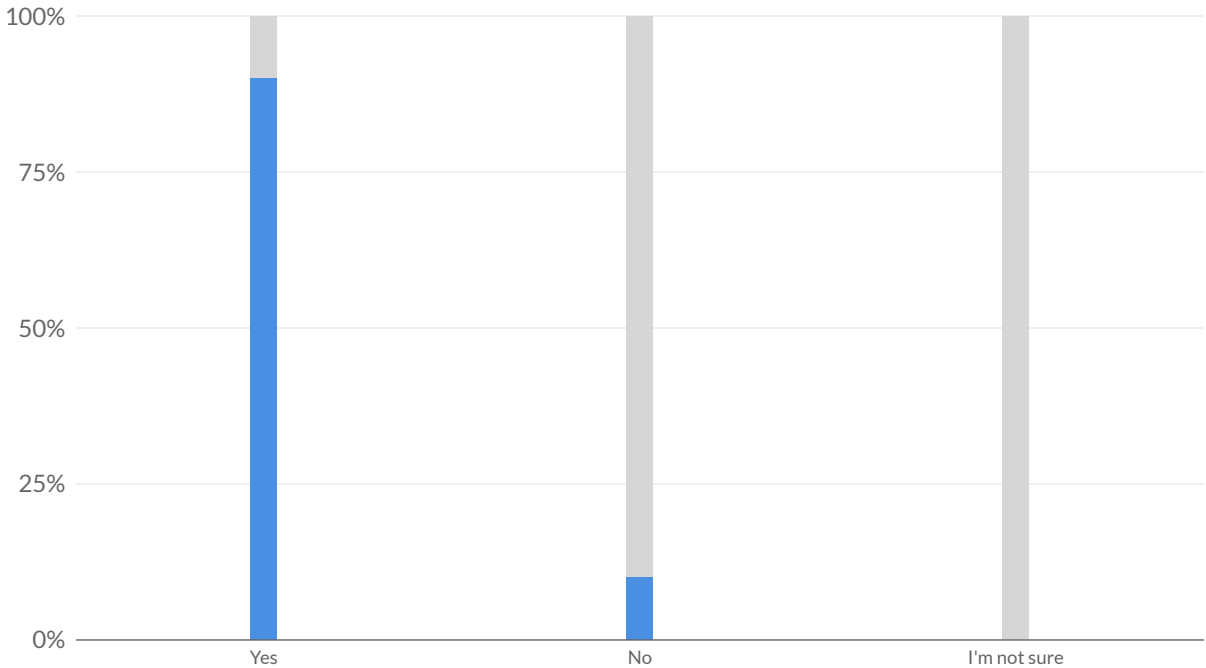
Please indicate your agreement with the following statements:



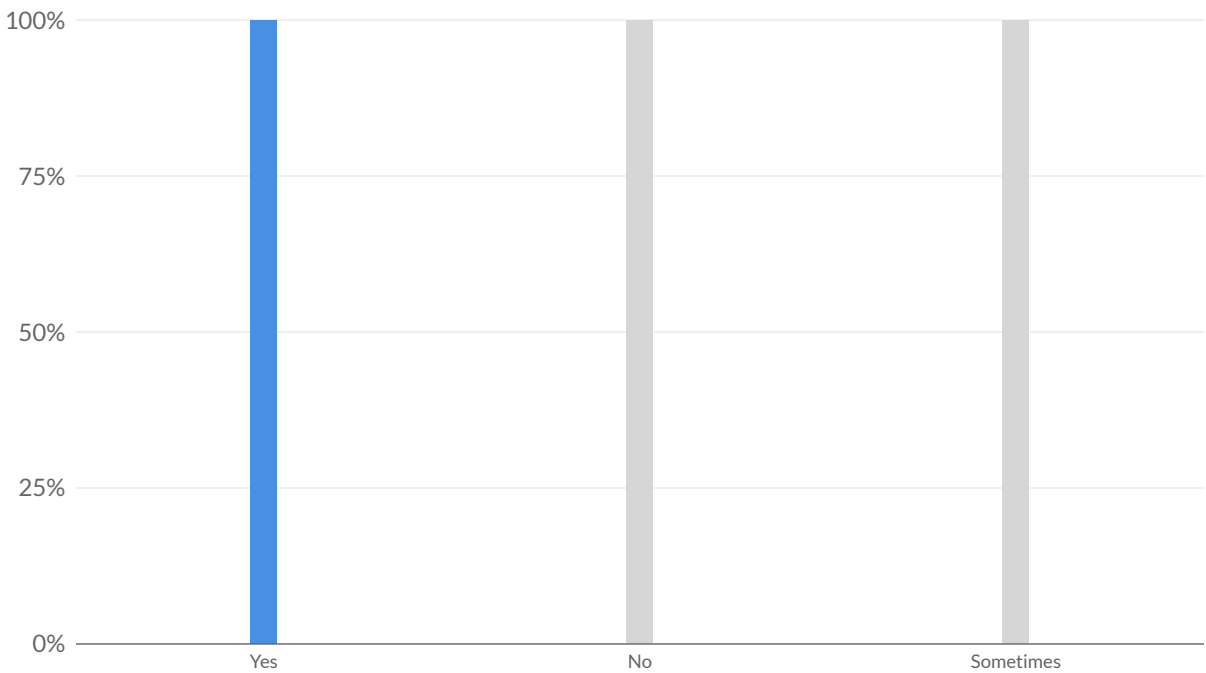
How would you rate your overall health?



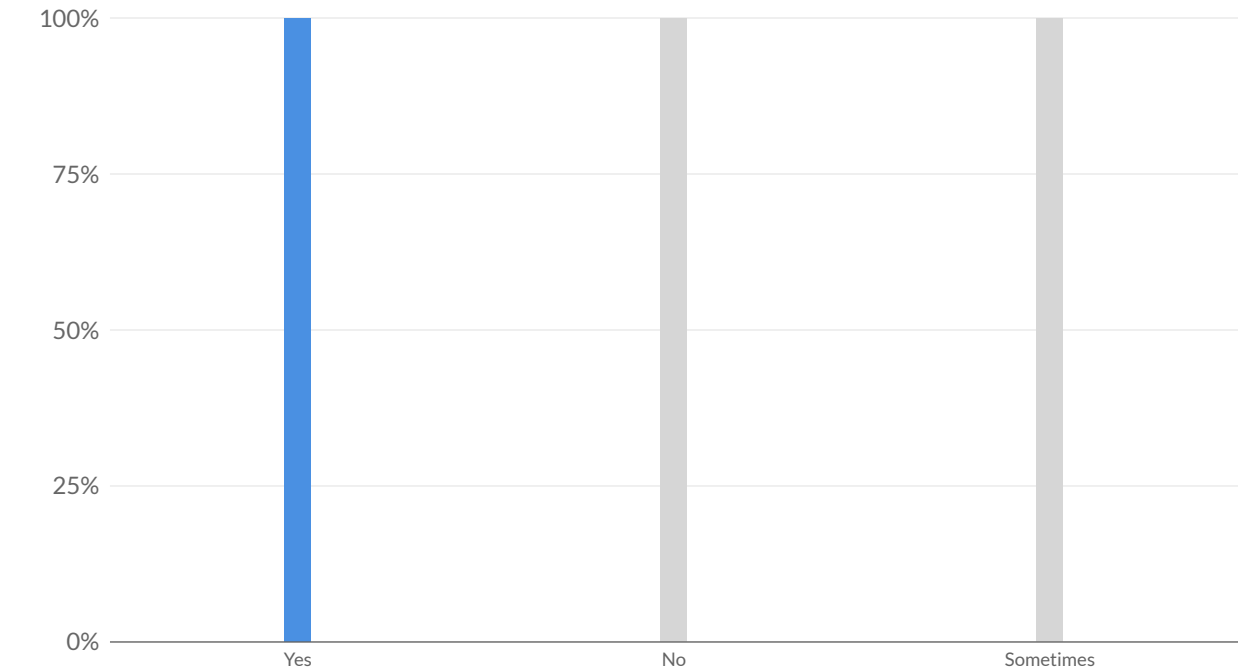
Do you have a primary care physician?



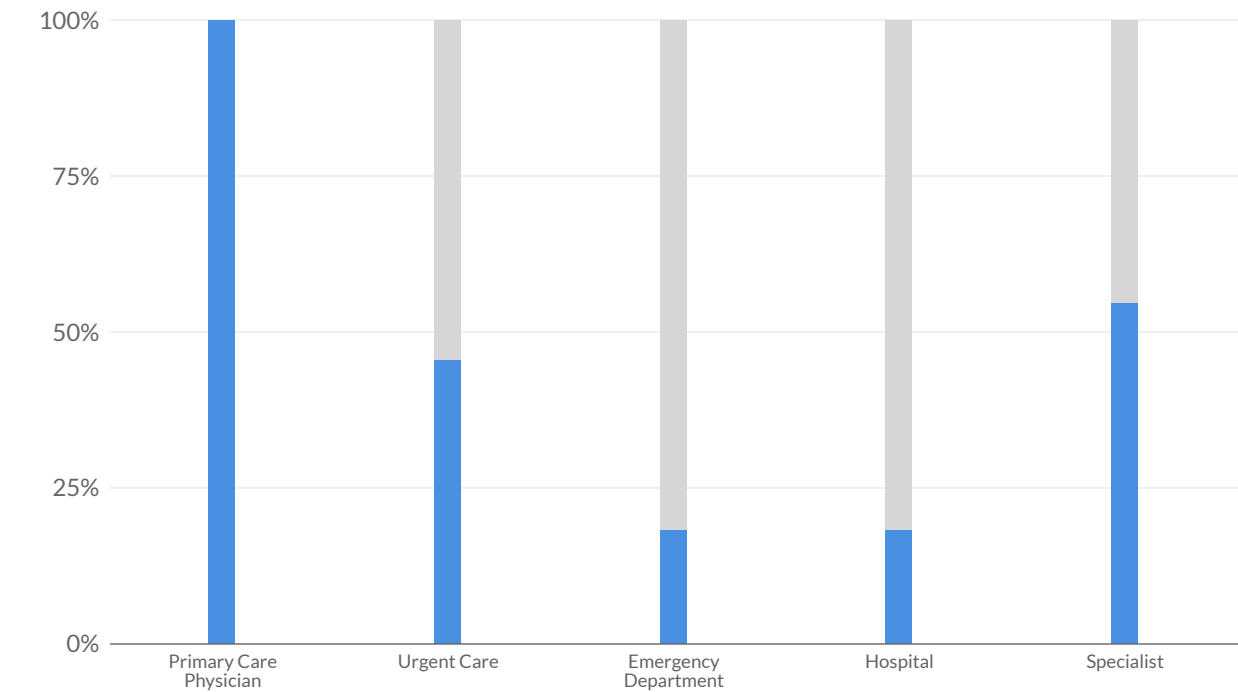
**In the past year, could you pay for your medical bills?**



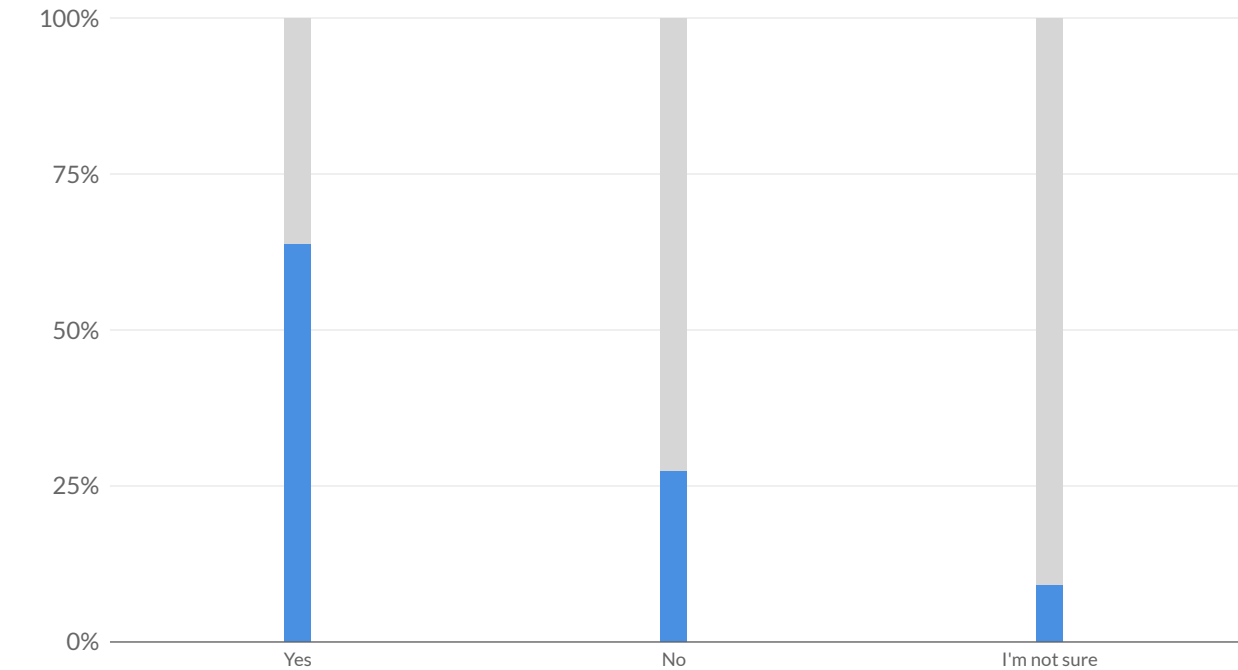
**In the past year, could you pay for your prescriptions?**



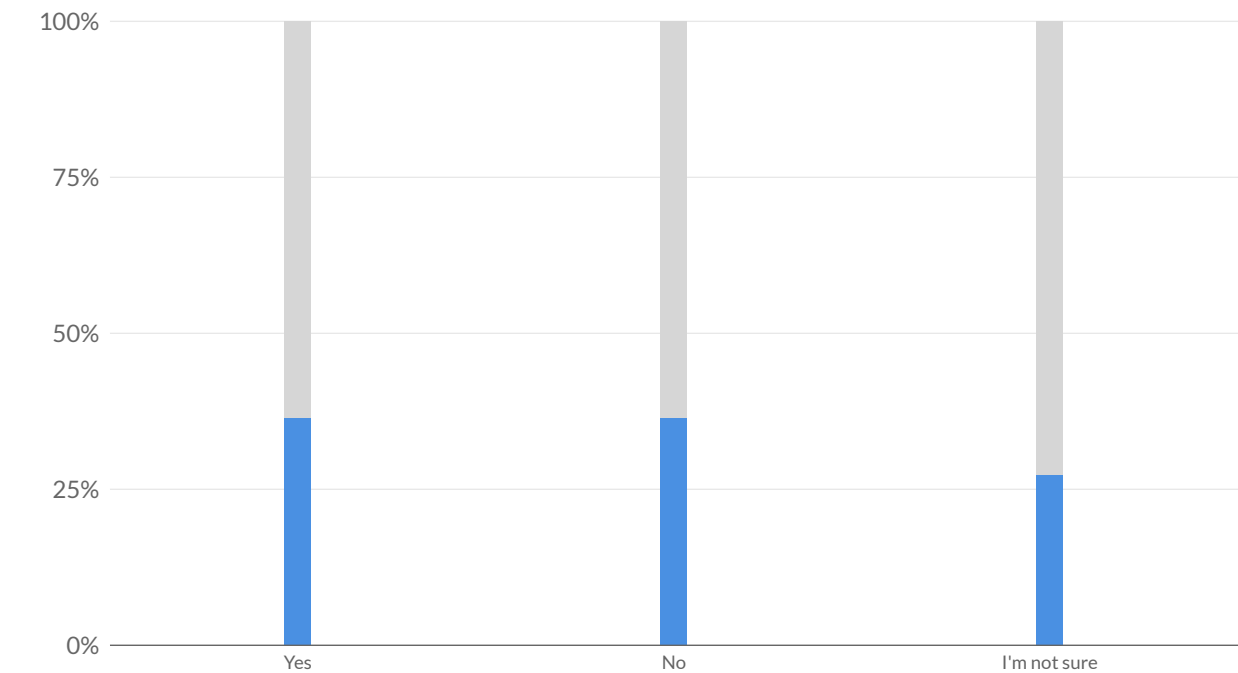
**In the past year, where have you received medical care? (Select all that apply)**



**If you needed to move due to health or mobility issues, do you feel confident that you could find a new home or living arrangement to meet your needs?**



**Do you feel confident that you would be able to pay for long-term medical expenses or nursing home care should you need it in the future?**



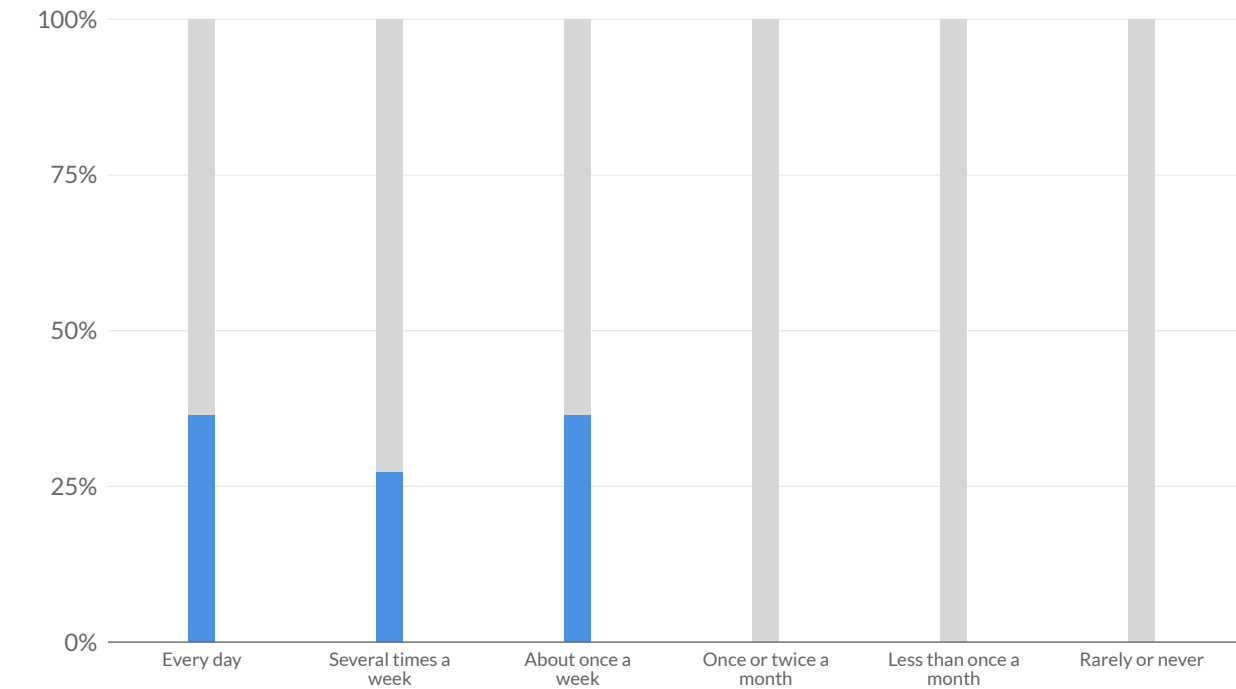
**How do you plan to pay for long-term care expenses, such as caregivers or nursing home care should you need it in the future?**

Top keywords

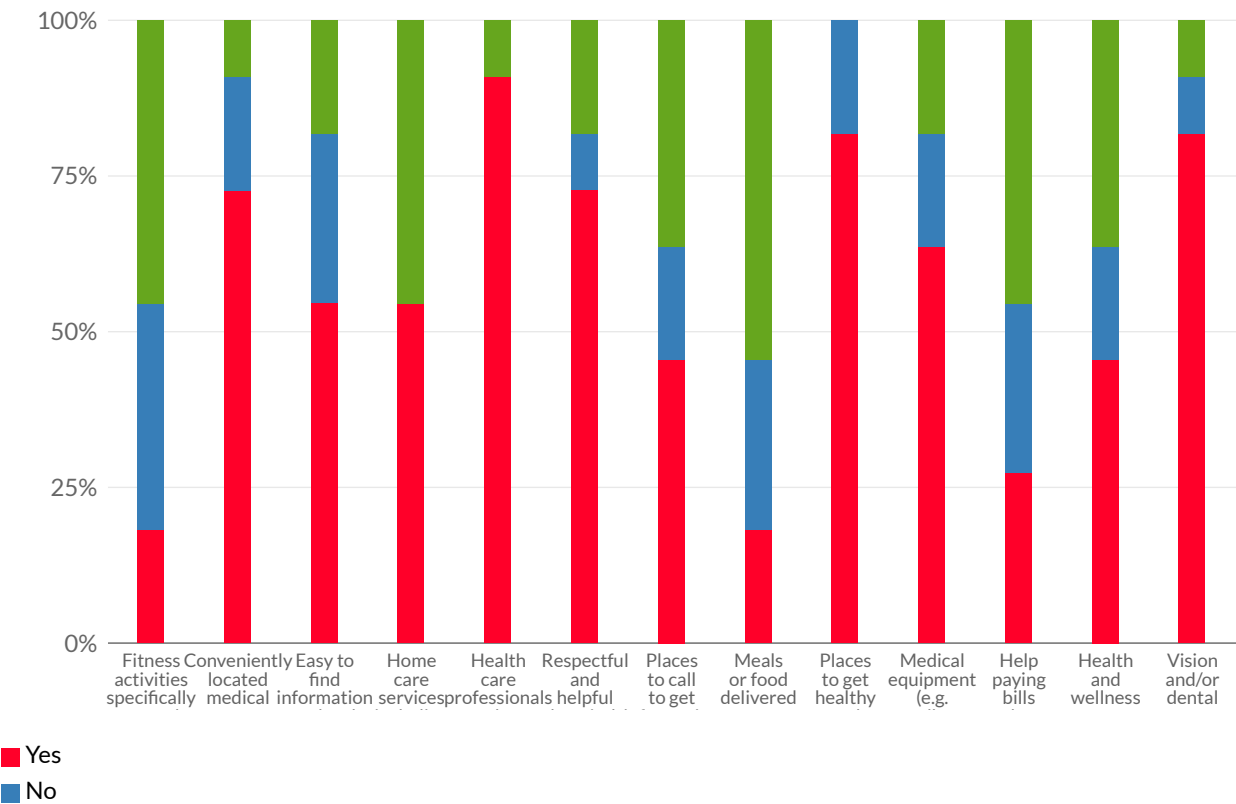
- 1. pocket

2. savings

How often do you engage in some form of physical exercise like walking, biking, sports, stretching, etc?

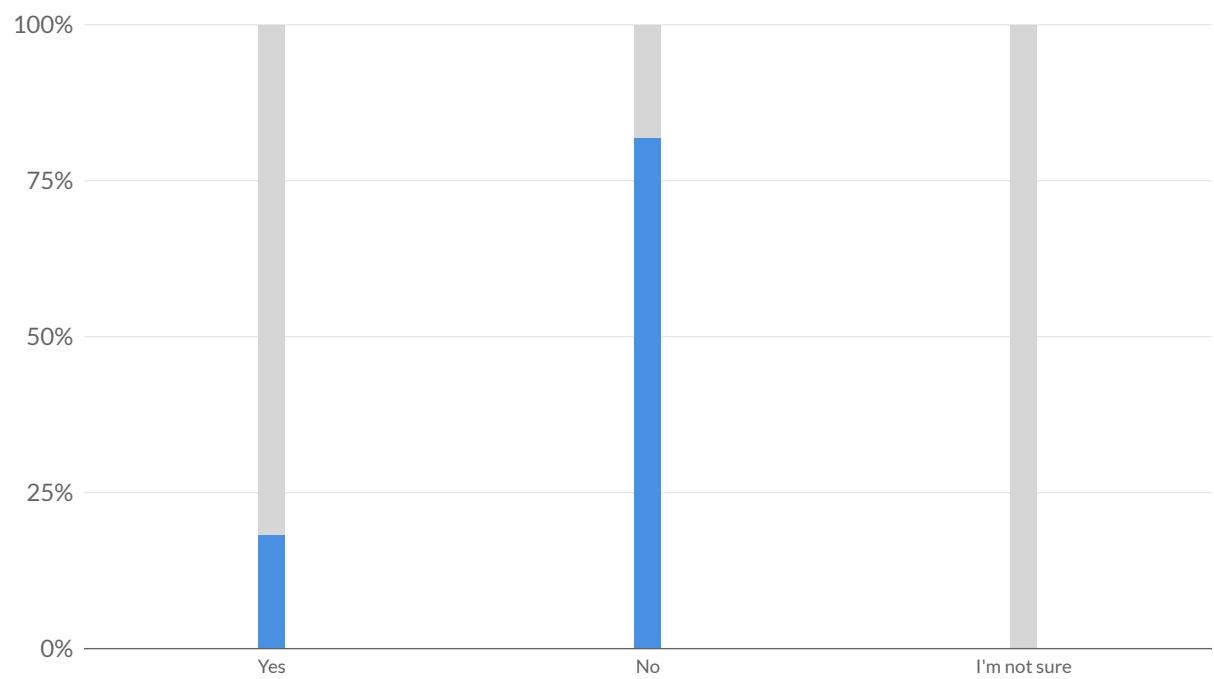


In the City of Bellbrook, do you have access to the following?

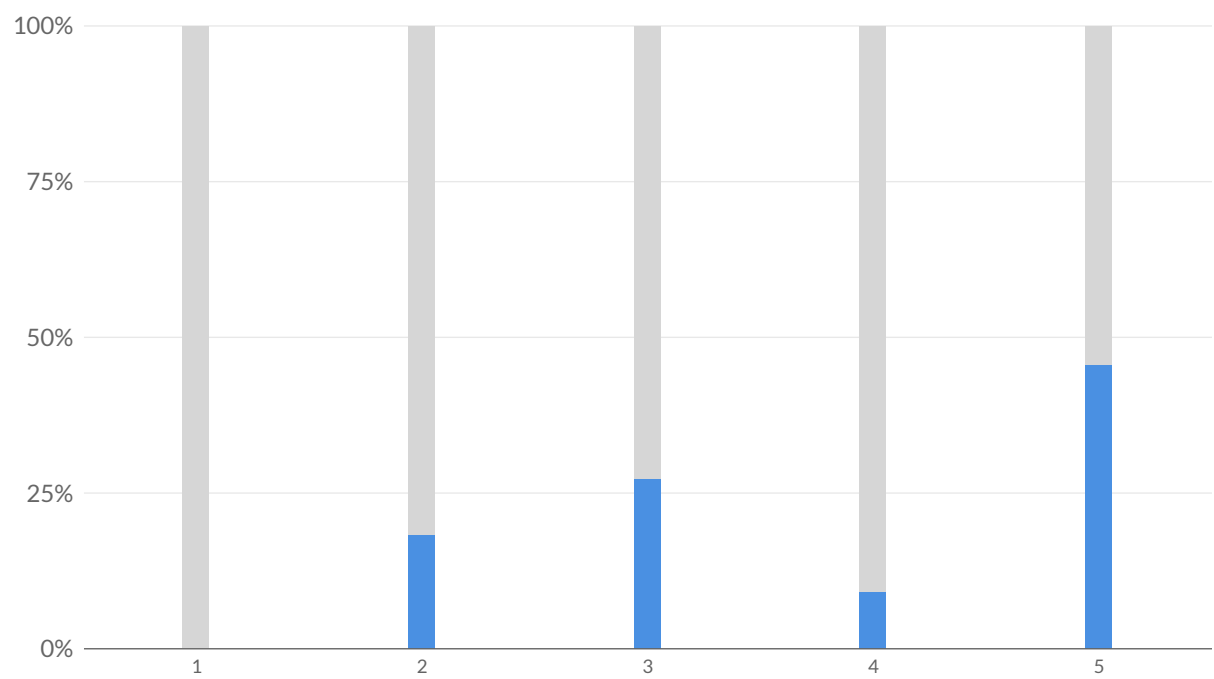


■ Not Sure

**Are you a caregiver for a friend or loved one?**

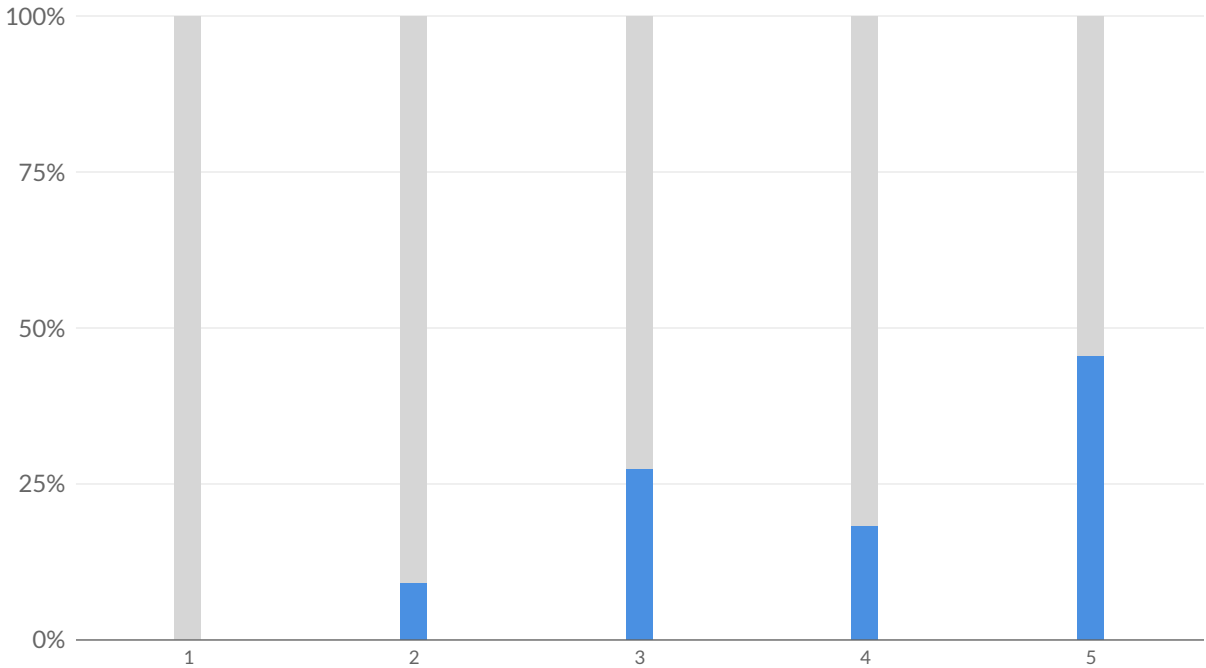


**How would you rate the City of Bellbrook as a place for people to live as they age? (1 star very poor, 5 stars Excellent)**

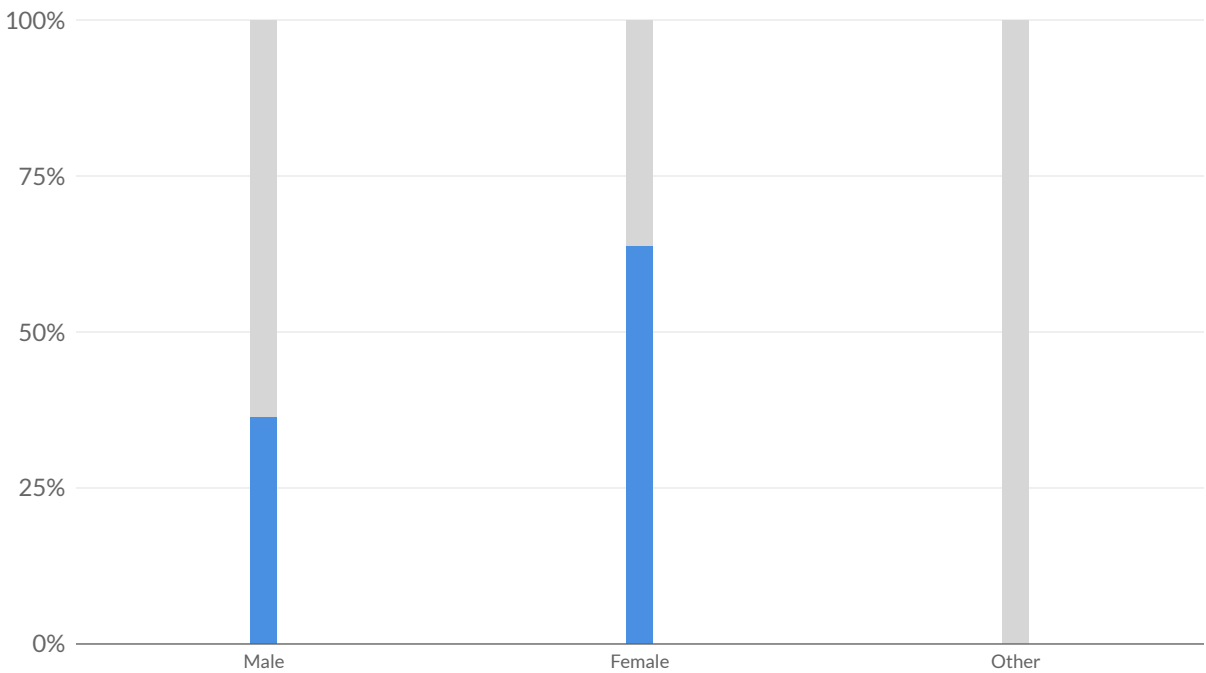


**How would you rate your specific neighborhood as a place for people to live as they age? (1 star very poor, 5 stars Excellent)**

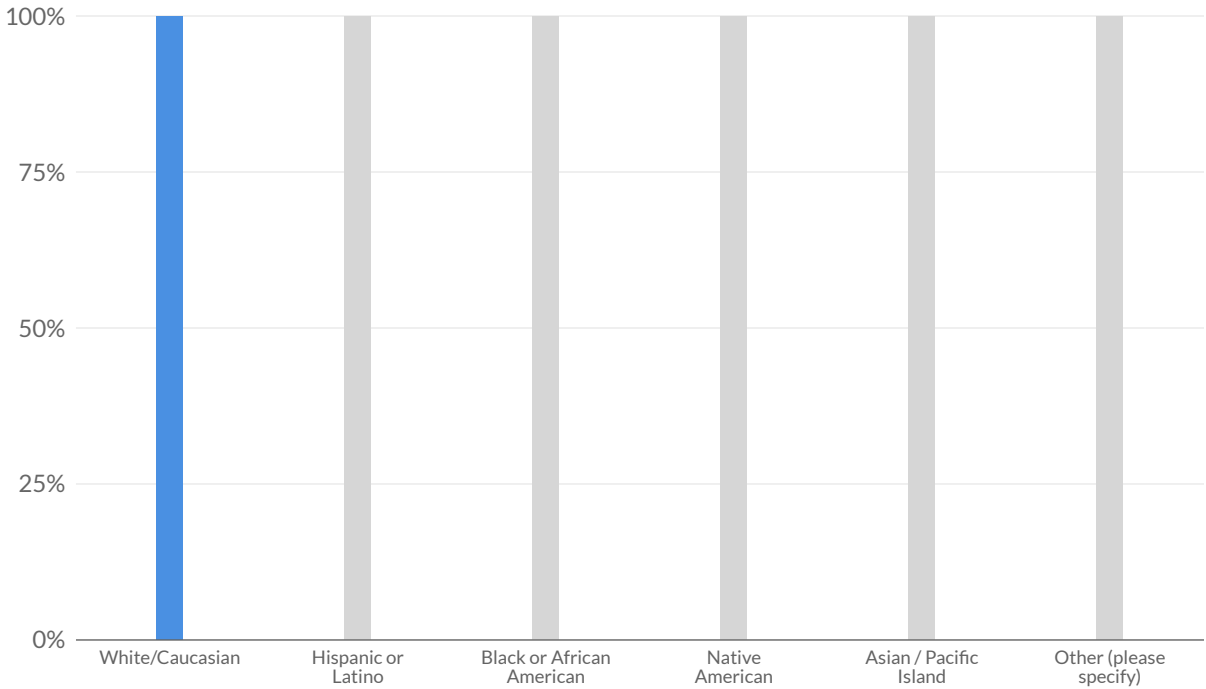




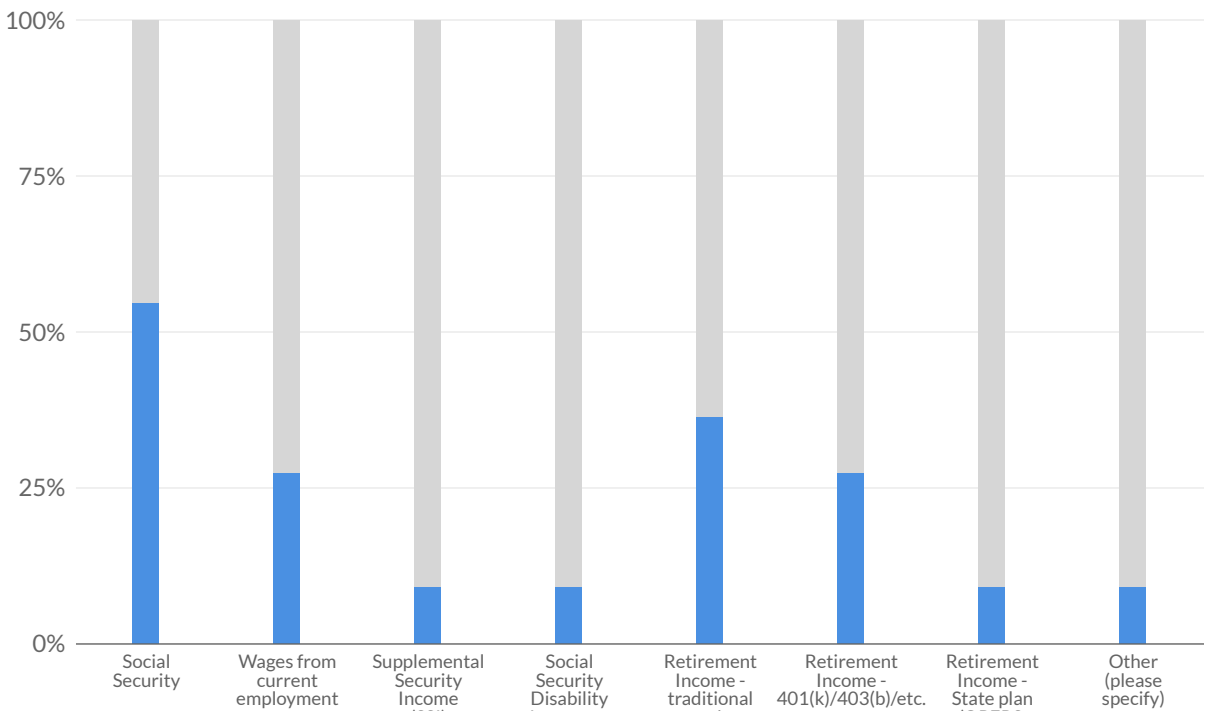
What is your gender?



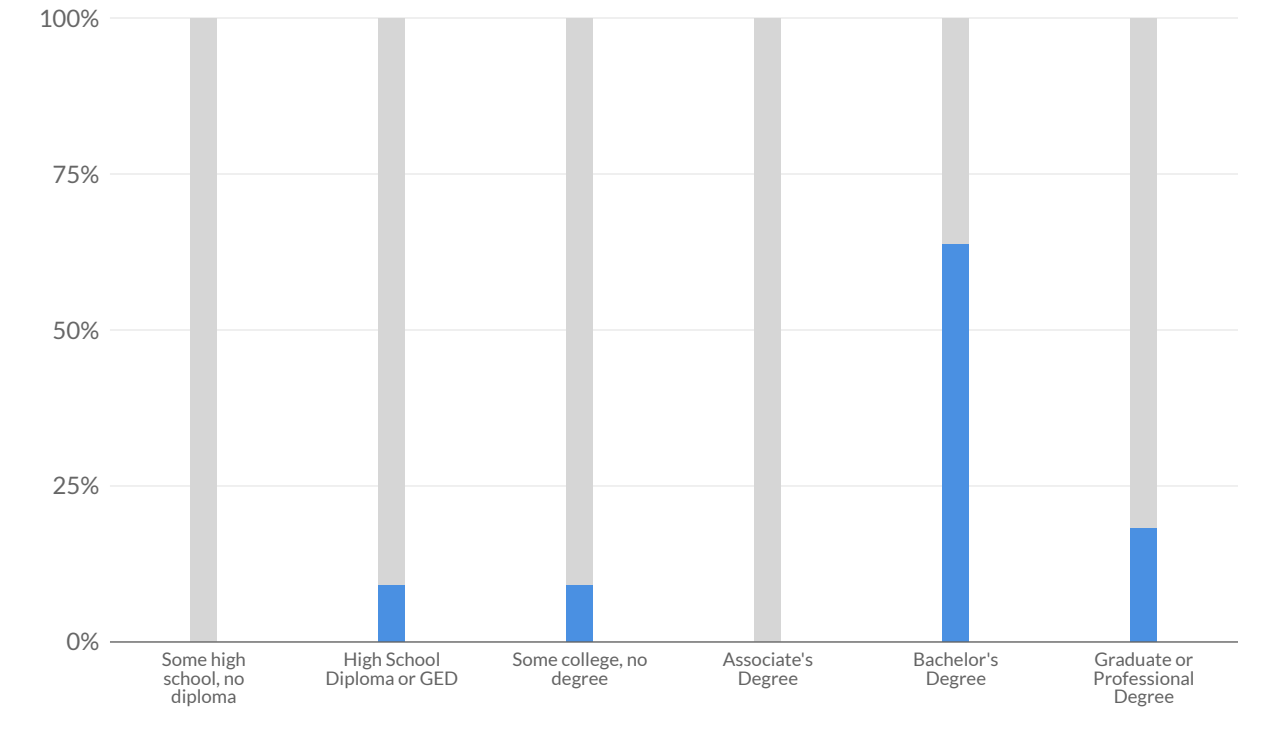
What is your race or ethnicity?



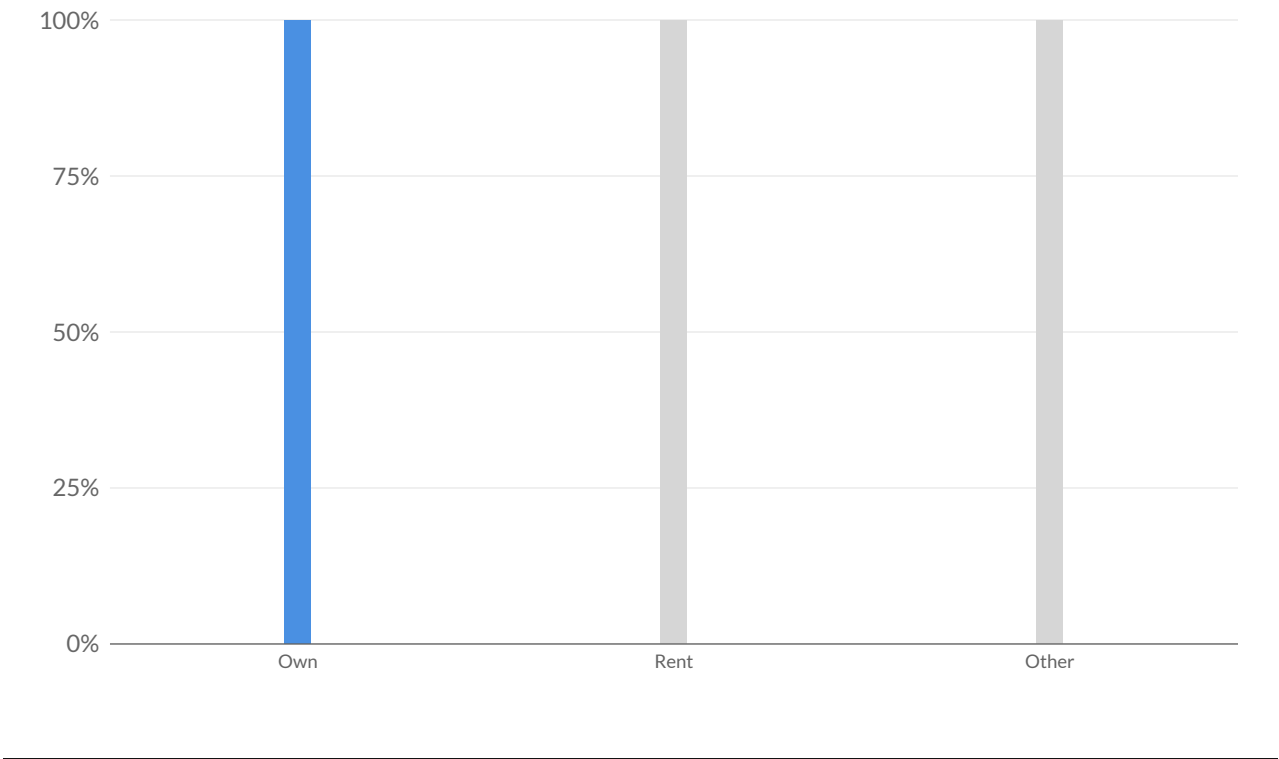
**What is your main source of income? (Select all that apply)**



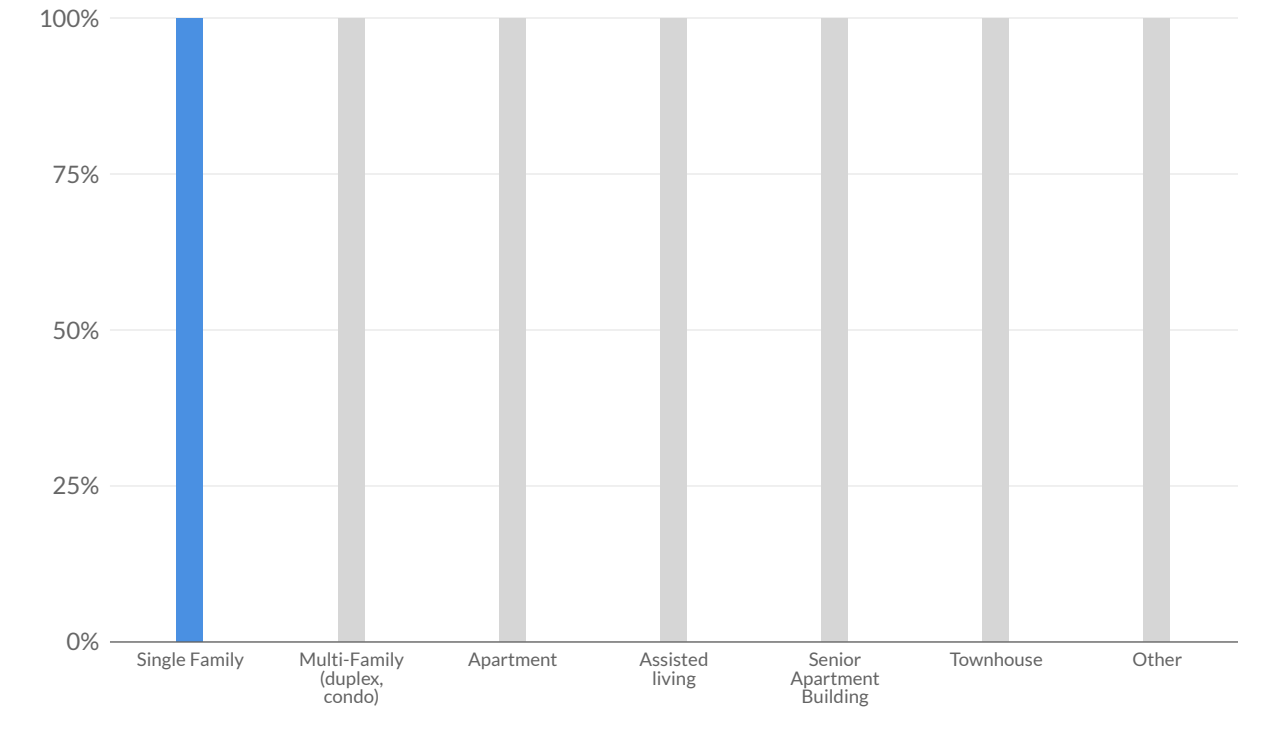
**What is the highest level of education you completed?**



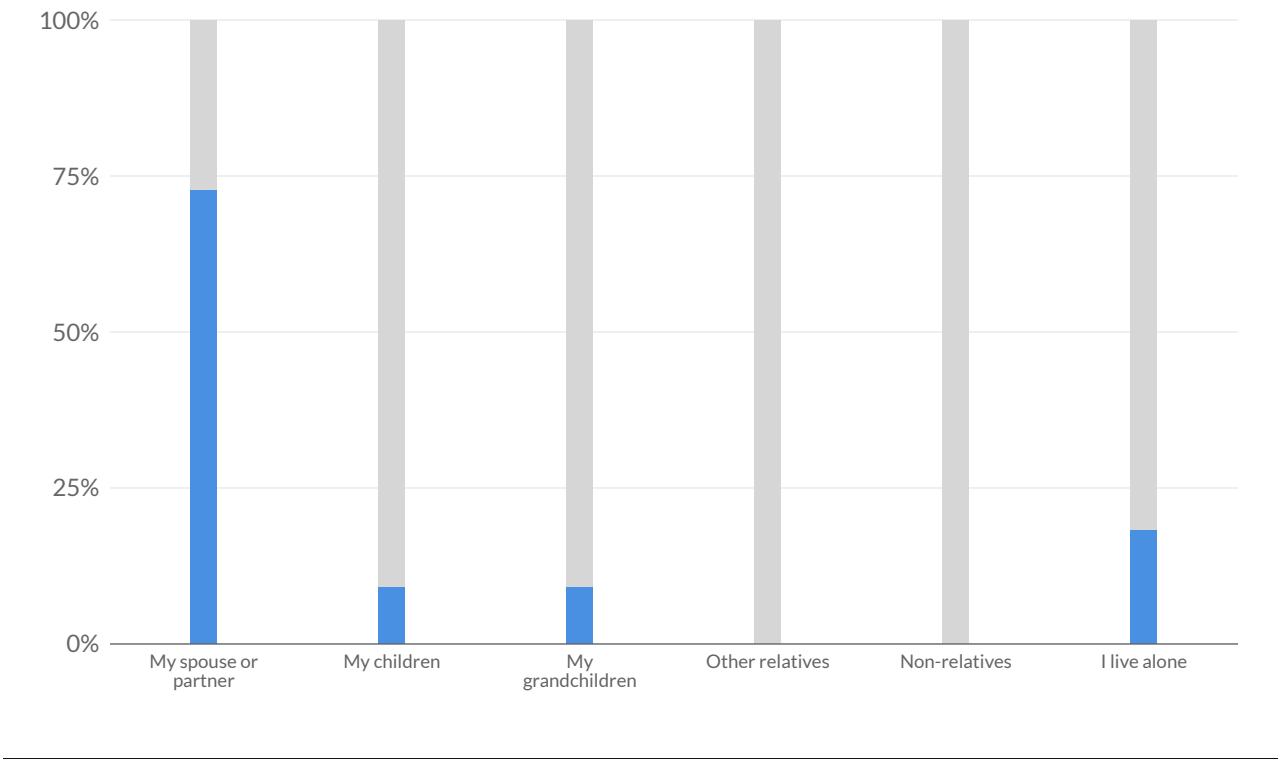
Do you own or rent you home?



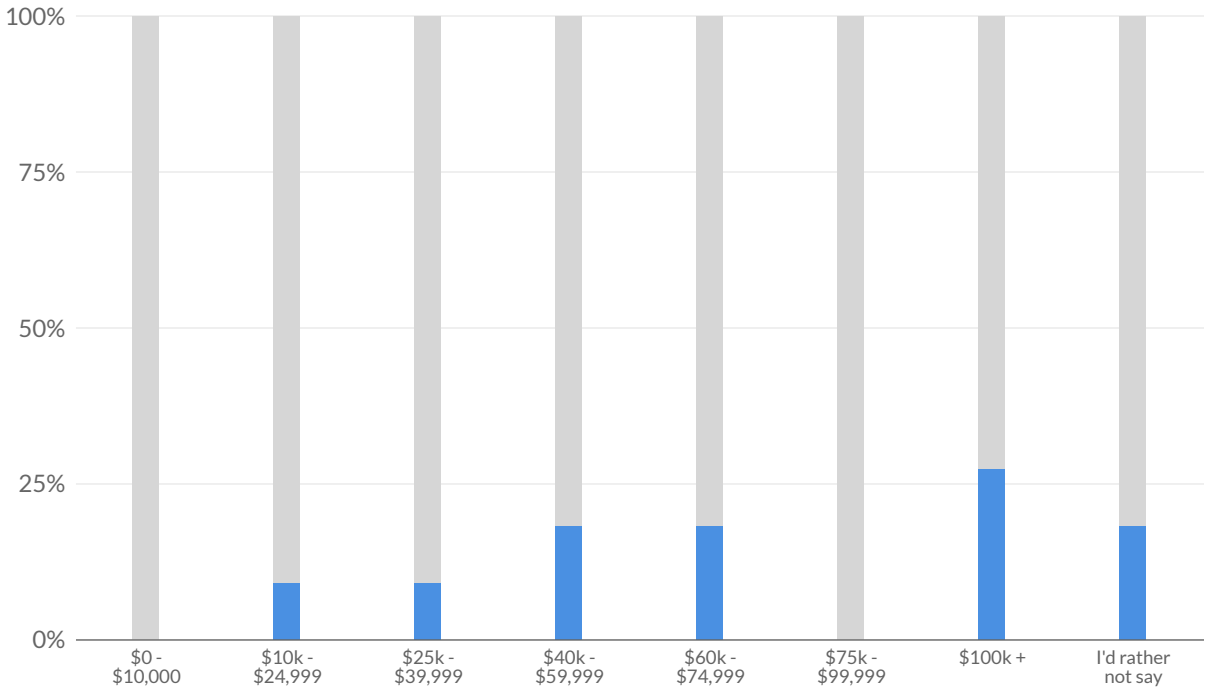
What type of home do you live in?



Who is in your household? (Select all that apply)



What was your income last year?

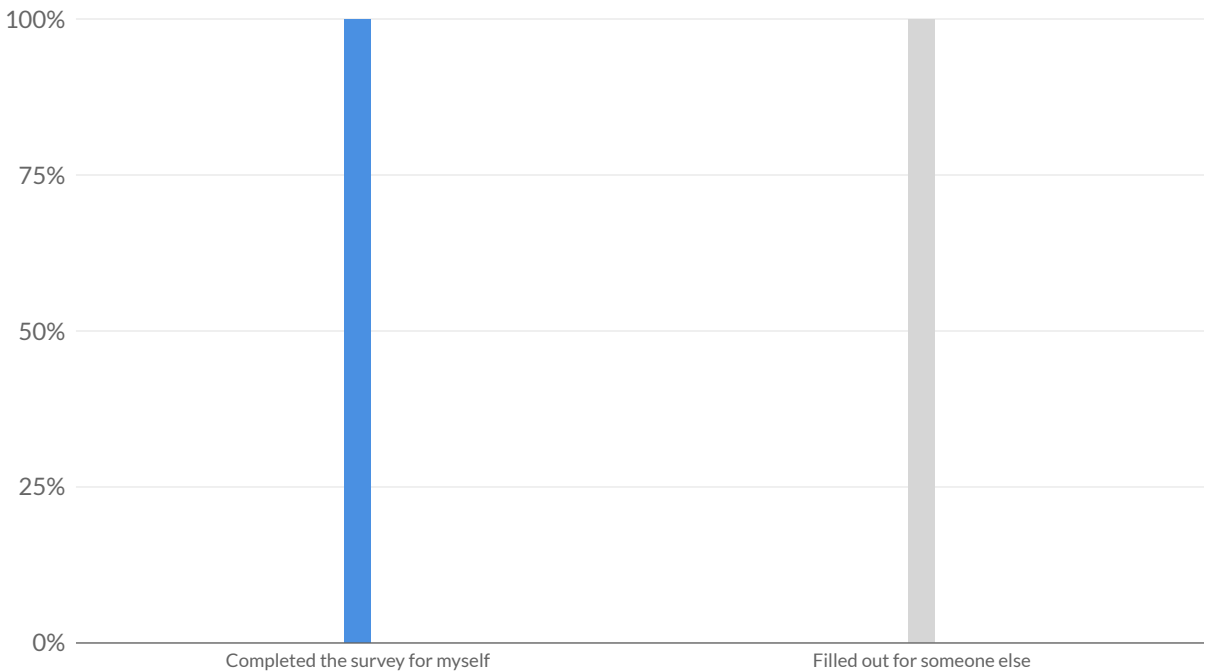


What language is primarily spoken in your home?

Top keywords

- 1. english

Did you complete this survey for yourself, or did you fill it out for someone else?



## **If completing for someone else, what is your relationship?**

No responses have been collected for this question

© 2023 City of Bellbrook